



**District 4 Human Resources Development Council
2022 Community Needs Assessment**

District 4 HRDC needs your help to determine how we can best meet the needs of people in the communities we serve. Please take a few minutes to fill out the survey. Thank you in advance for your input. Please be assured that your answers are completely confidential. **CIRCLE YOUR RESPONSES**

| | |
|---|---|
| <p>1. What county do you live in? Blaine Hill Liberty Homeless None of the above (STOP do not complete the survey if you do not live in one of the above counties)</p> <p>1.a. Do you live in Fort Belknap? Yes No 1.b. Do you live in Rocky Boy? Yes No</p> <p>2. Which of the following do you feel are the biggest challenges to your community as a whole? (circle 3)</p> <p>Lack of money management help for families Not enough good public schools/adult education programs available Lack of quality childcare resources Utilities/water available to residents Public transportation/lack of transportation resources for residents Lack of behavior health/mental health providers in the community Lack of safe affordable housing Not enough good-paying jobs Lack of hospitals, doctors, health care resources Not enough services for older residents Lack of food resources Lack of services for victims of violence Other (Please specify)</p> <p>3. What do you feel are the biggest challenges to families/ individuals in your community? (circle 3)</p> <p>Finding/maintaining safe, affordable housing Access to behavioral health/mental health providers Enough Food Good paying jobs Access to reliable transportation Affordable, quality childcare Access to supports for older residents Health insurance/regular health care Budgeting and managing money/credit issues/debt Affordable utilities/water Accessing quality education for children and/or adults Access to support for victims of violence Other (Please specify)</p> | <p>4. District 4 HRDC is committed to ending poverty in your community. Where do you think efforts should be focused to have the greatest impact in your community?</p> <p>Help change public attitudes Build partnerships among community stake holders Advocate for better public policies Engage more parts of the community Publicize its services more Other (Please specify)</p> <p>5. What is your top need related to COVID-19?</p> <p>Access to food Rent/mortgage assistance Assistance covering monthly bills Access to technology Access to medical services Other (please specify)</p> <p>6. What is your employment status?</p> <p>Full-time no benefits Full-time with benefits Retired Part-time no benefits Part-time with benefits Disabled Unemployed/Job Searching Unemployed/Not searching</p> <p>7. What are your barriers to employment? (circle all that apply)</p> <p>No Barriers Pay too low to support family No benefits Lack of training or experience No jobs in my field Lack of High School Diploma/GED/HSE Lack of college degree No childcare during work Mental disability Physical disability Domestic Violence No Transportation</p> <p>8. Do you have reliable transportation? Yes No</p> <p>9. What are your barriers to reliable transportation? (circle all that apply)</p> <p>No Barriers Price of gas Do not own a vehicle Need vehicle repairs No public transportation No public transit near home No public transit near work No public transit near grocery or retail stores No public transit near needed services Other (please specify)</p> <p>10. Were you able to access dental care in the last year? Yes No</p> <p>10.a. If no, why did you not receive dental care in the last year? (circle all that apply)</p> <p>No Insurance My Choice Cost Fear No Transportation No childcare during appointment</p> |
|---|---|



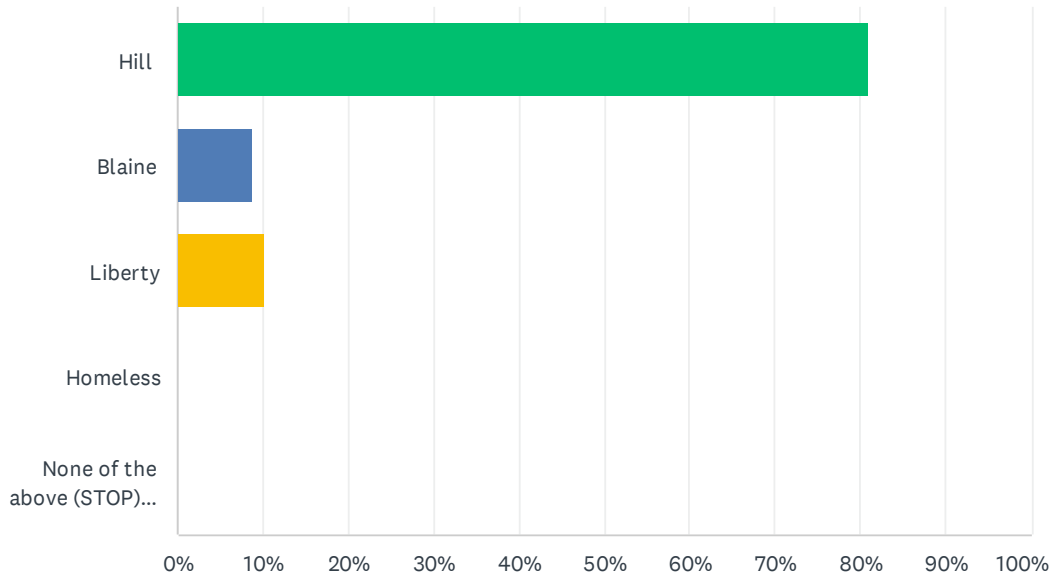
**District 4 Human Resources Development Council
2022 Community Needs Assessment**

| | |
|---|---|
| <p>11. What best describes your present housing? <u>Circle only one.</u> Own home Rent home Homeless Shelter Hotel/motel Live with a family member or friend Assisted living or nursing home Other (please specify)</p> | <p>20. How many household members do NOT currently have health insurance? None 1 2 3 4 5+</p> <p>20.a. Of those with NO health insurance, how many are? Under 18 _____ Over 65 _____</p> |
| <p>12. Are your housing conditions adequate? Yes No</p> | <p>21. What are your barriers to health care? (circle all that apply) No Barriers No Insurance Cost No Transportation No Doctor in my area No childcare during appointment</p> |
| <p>13. What are your major household concerns? (check all that apply) Rent too high House payment too high Utilities too high House needs major repairs Can't find house in price range No Concerns Other (please specify)</p> | <p>22. Have you had your power turned off in the last year? Yes No</p> <p>23. Have you had difficulty starting up utility services because of high deposit fees in the last year? Yes No</p> |
| <p>14. What is your household status? Married Widowed Divorced Separated In a domestic partnership or civil union Single, but living with a significant other Single, never married Other (please specify)</p> | <p>24. Have you been able to meet food needs in the last year? Yes No</p> <p>24.a. If no, what are your barriers to meeting food needs? (circle all that apply) Cost of groceries Cost of gas No Transportation Food Bank not open when needed Grocery Stores too far Other(please specify)</p> |
| <p>15. How many children age 17 or younger live in your household? None 1 2 3 4 5+</p> | <p>25. What is your annual household income? No Income Under 14,000 14,001-28,000 28,001-37,000 37,001-42,000 42,001+</p> |
| <p>16. Do you have a need for childcare? Yes No</p> <p>16.a. If yes, what are your barriers to childcare services? (check all that apply) No Barriers Children have special needs Cost Hours not sufficient No transportation Location of childcare providers Not enough childcare providers Quality of childcare providers Other (please Specify)</p> | <p>26. What is your age? Under 20 20-29 30-39 40-49 50-59 60+</p> <p>27. What is your gender? (circle all that apply) Female Male Transgender Non-binary Other (please specify)</p> |
| <p>17. Do you have reliable phone access? Yes No</p> | <p>28. What is your ethnicity/race?(circle all that apply) Native American or American Indian Hispanic or Latino Black or African American Asian or Pacific Islander Caucasian (White) Bi-Racial/Multi-Racial Other (please specify)</p> |
| <p>18. Do you have access to the Internet? Yes No</p> | <p>29. Do you use Facebook or Instagram? Yes No Please like and follow us if you support our mission! Facebook: https://www.facebook.com/district4hrdc Instagram: https://www.instagram.com/district4hrdc/</p> |
| <p>19. Where do you usually use the Internet? (<u>Circle 1</u>) Home Work School Library Friend/family's house Coffee shop Other (please specify)</p> | |

Thank you very much for taking your valuable time to assist District 4 HRDC with this survey. Your input will directly impact the services we offer, and the way we offer them. If you have any questions regarding the survey, or for more information about any of our services, please call 406-265-6743, walk-in to our office 2229 5th Ave, Havre or visit us online at www.hrdc4.org.

Q1 What county do you live in?

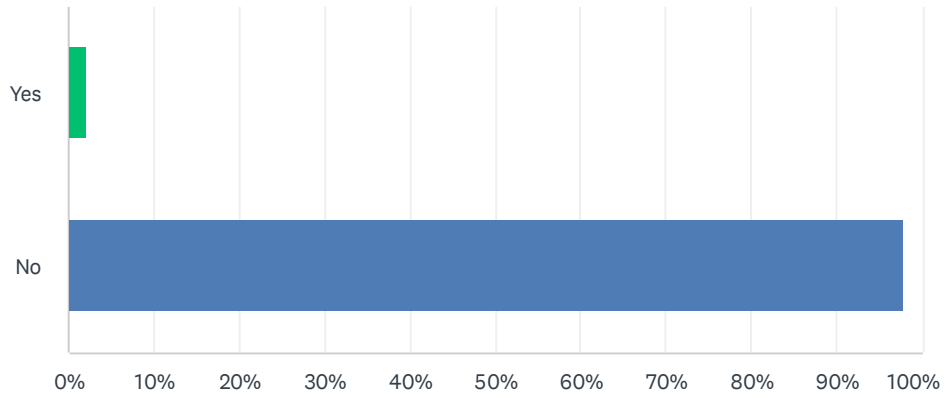
Answered: 333 Skipped: 0



| ANSWER CHOICES | RESPONSES | |
|---|-----------|------------|
| Hill | 81.08% | 270 |
| Blaine | 8.71% | 29 |
| Liberty | 10.21% | 34 |
| Homeless | 0.00% | 0 |
| None of the above (STOP) do not complete the survey if you do not live in one of the above counties | 0.00% | 0 |
| TOTAL | | 333 |

Q2 Do you live in Fort Belknap?

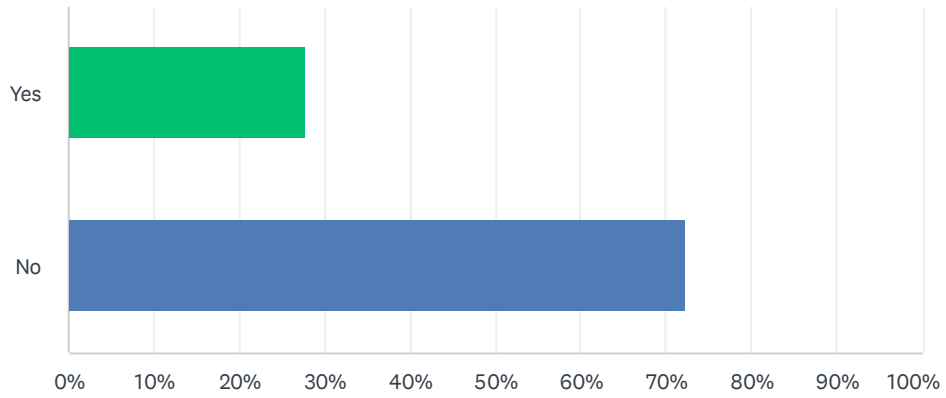
Answered: 318 Skipped: 15



| ANSWER CHOICES | RESPONSES | |
|----------------|-----------|-----|
| Yes | 2.20% | 7 |
| No | 97.80% | 311 |
| TOTAL | | 318 |

Q3 Do you live in Rocky Boy?

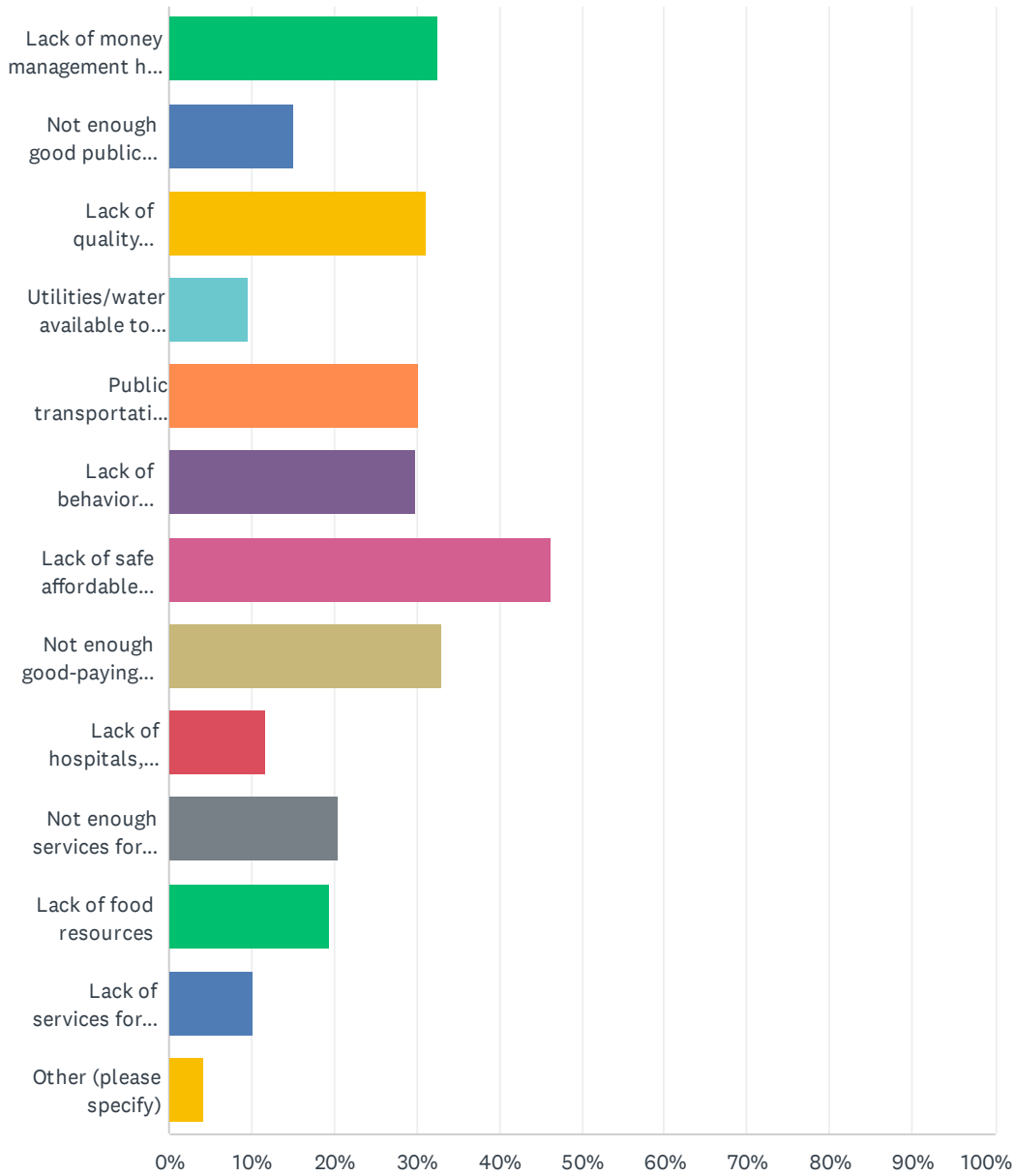
Answered: 317 Skipped: 16



| ANSWER CHOICES | RESPONSES | |
|----------------|-----------|-----|
| Yes | 27.76% | 88 |
| No | 72.24% | 229 |
| TOTAL | | 317 |

Q4 Which of the following do you feel are the biggest challenges to your community as a whole?(check 3)

Answered: 324 Skipped: 9



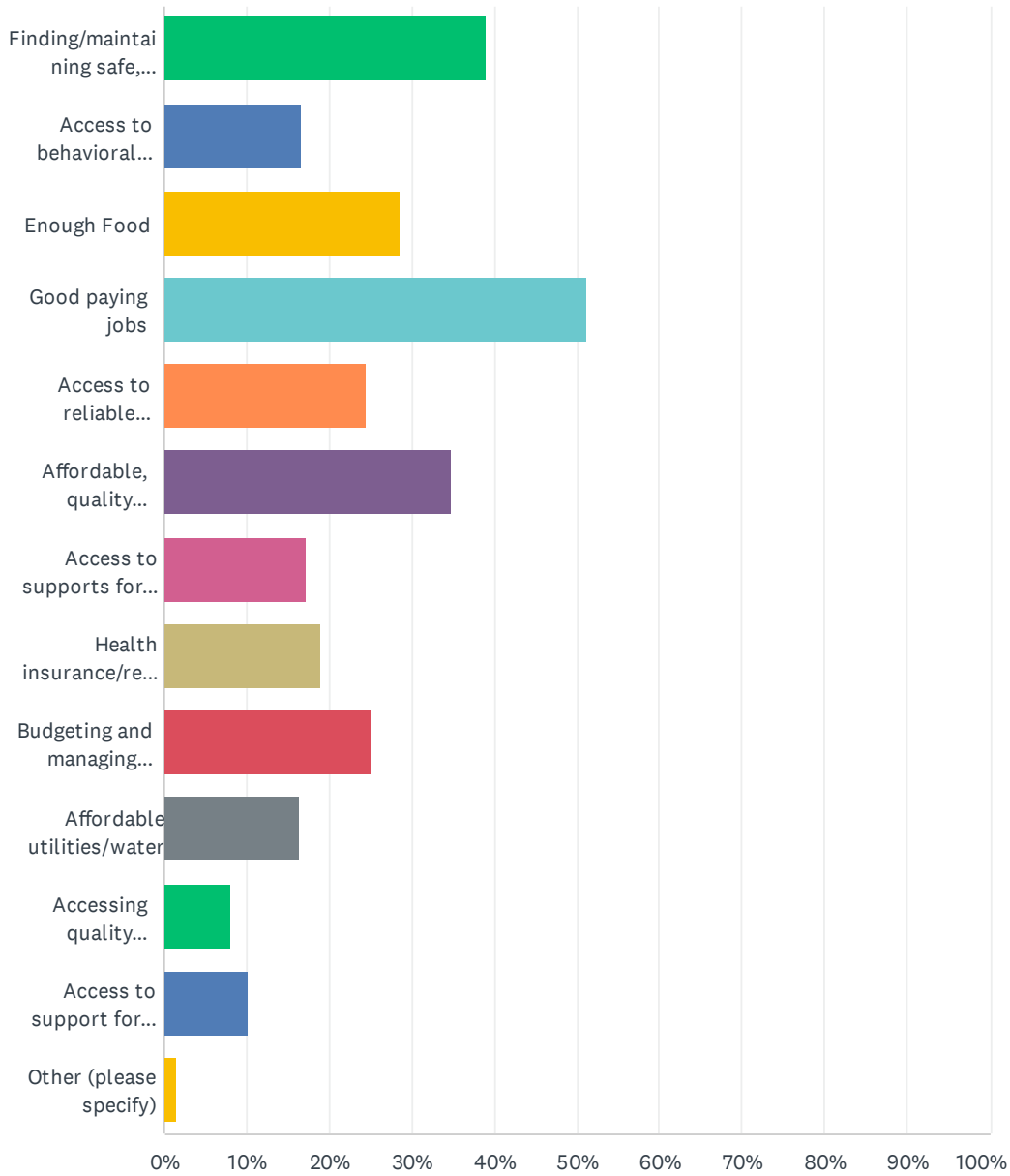
District 4 HRDC Community Needs Assessment

| ANSWER CHOICES | RESPONSES | |
|--|-----------|-----|
| Lack of money management help for families | 32.72% | 106 |
| Not enough good public schools/adult education programs available | 15.12% | 49 |
| Lack of quality childcare resources | 31.17% | 101 |
| Utilities/water available to residents | 9.57% | 31 |
| Public transportation/lack of transportation resources for residents | 30.25% | 98 |
| Lack of behavior health/mental health providers in the community | 29.94% | 97 |
| Lack of safe affordable housing | 46.30% | 150 |
| Not enough good-paying jobs | 33.02% | 107 |
| Lack of hospitals, doctors, health care resources | 11.73% | 38 |
| Not enough services for older residents | 20.37% | 66 |
| Lack of food resources | 19.44% | 63 |
| Lack of services for victims of violence | 10.19% | 33 |
| Other (please specify) | 4.32% | 14 |
| Total Respondents: 324 | | |

| # | OTHER (PLEASE SPECIFY) | DATE |
|----|--|---------------------|
| 1 | More better transportation for out of town | 11/5/2022 12:01 PM |
| 2 | Lack of businesses, restaurants, recreational activity. | 11/5/2022 9:43 AM |
| 3 | lack of food resources | 10/27/2022 12:28 PM |
| 4 | Lack of youth activities | 10/24/2022 10:06 AM |
| 5 | housing | 10/17/2022 12:05 PM |
| 6 | Reliable employees are needed in order to staff services | 9/24/2022 12:41 PM |
| 7 | Lack of walking paths in Harlem. Lack of good Dr. | 8/31/2022 11:37 AM |
| 8 | no one wants to work | 8/31/2022 10:18 AM |
| 9 | Everything | 7/28/2022 1:40 PM |
| 10 | roads | 7/25/2022 12:17 PM |
| 11 | lack of kids programs Karate, gymnastics ect... | 7/25/2022 12:05 PM |
| 12 | people to work in entry level | 7/25/2022 10:49 AM |
| 13 | All of the above | 7/20/2022 2:47 PM |
| 14 | dis-repair of all roads in city | 7/18/2022 11:27 AM |

Q5 What do you feel are the biggest challenges to families/ individuals in your community? (check 3)

Answered: 323 Skipped: 10



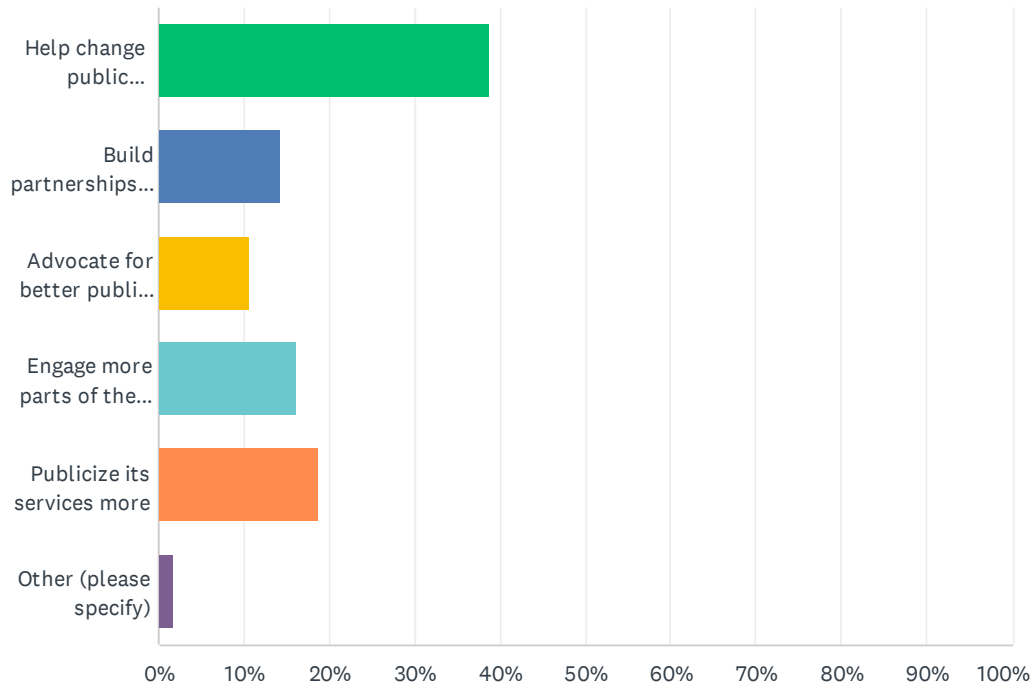
District 4 HRDC Community Needs Assessment

| ANSWER CHOICES | RESPONSES | |
|--|-----------|-----|
| Finding/maintaining safe, affordable housing | 39.01% | 126 |
| Access to behavioral health/mental health providers | 16.72% | 54 |
| Enough Food | 28.48% | 92 |
| Good paying jobs | 51.08% | 165 |
| Access to reliable transportation | 24.46% | 79 |
| Affordable, quality childcare | 34.67% | 112 |
| Access to supports for older residents | 17.34% | 56 |
| Health insurance/regular health care | 18.89% | 61 |
| Budgeting and managing money/credit issues/debt | 25.08% | 81 |
| Affordable utilities/water | 16.41% | 53 |
| Accessing quality education for children and/or adults | 8.05% | 26 |
| Access to support for victims of violence | 10.22% | 33 |
| Other (please specify) | 1.55% | 5 |
| Total Respondents: 323 | | |

| # | OTHER (PLEASE SPECIFY) | DATE |
|---|---|---------------------|
| 1 | Job assistance opportunities, job fairs | 11/5/2022 9:43 AM |
| 2 | housing | 10/17/2022 12:05 PM |
| 3 | Substance abuse help | 7/28/2022 1:40 PM |
| 4 | all of the above | 7/20/2022 2:47 PM |
| 5 | getting workers off drugs | 7/15/2022 10:25 AM |

Q6 District 4 HRDC is committed to ending poverty in your community. Where do you think efforts should be focused to have the greatest impact in your community?

Answered: 310 Skipped: 23

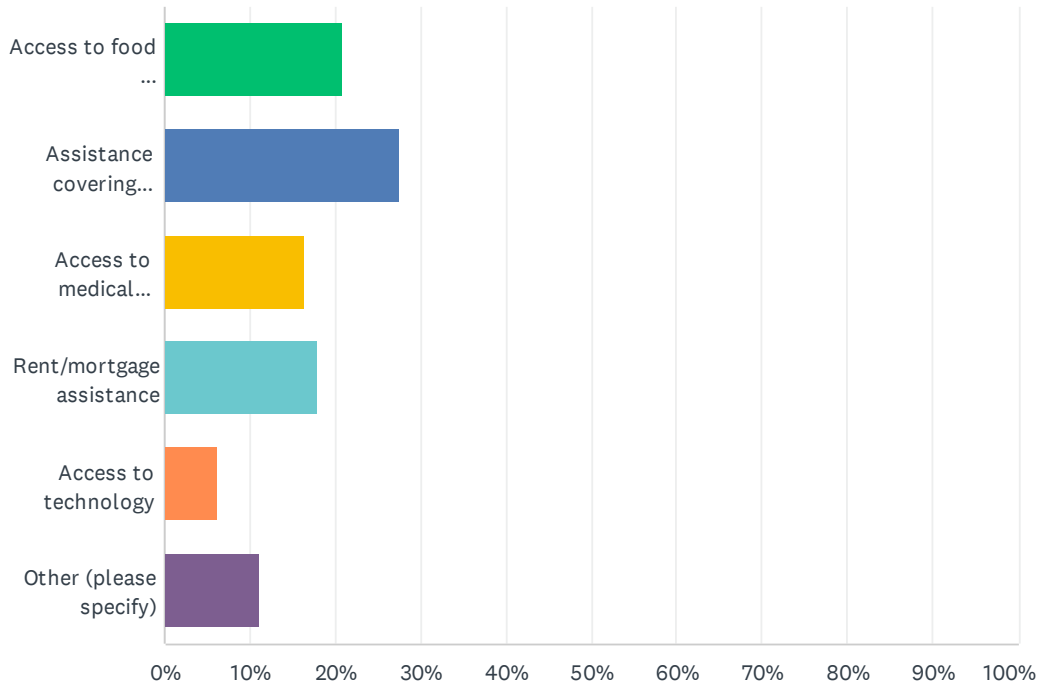


| ANSWER CHOICES | RESPONSES |
|--|------------|
| Help change public attitudes | 38.71% 120 |
| Build partnerships among community stake holders | 14.19% 44 |
| Advocate for better public policies | 10.65% 33 |
| Engage more parts of the community | 16.13% 50 |
| Publicize its services more | 18.71% 58 |
| Other (please specify) | 1.61% 5 |
| TOTAL | 310 |

| # | OTHER (PLEASE SPECIFY) | DATE |
|---|--|--------------------|
| 1 | People need to want to work, there are plenty of jobs | 8/31/2022 10:18 AM |
| 2 | Help people get on thier feet not continuing to support them and provide everything to them when capable of working and maintaining their situations | 7/28/2022 1:40 PM |
| 3 | more charitable people donating | 7/25/2022 12:21 PM |
| 4 | Build more homes | 7/16/2022 6:49 PM |
| 5 | Unsure. I don't trust HRDC. | 7/16/2022 12:21 PM |

Q7 What is your top need related to COVID-19?

Answered: 306 Skipped: 27



| ANSWER CHOICES | RESPONSES |
|-----------------------------------|------------|
| Access to food | 20.92% 64 |
| Assistance covering monthly bills | 27.45% 84 |
| Access to medical services | 16.34% 50 |
| Rent/mortgage assistance | 17.97% 55 |
| Access to technology | 6.21% 19 |
| Other (please specify) | 11.11% 34 |
| TOTAL | 306 |

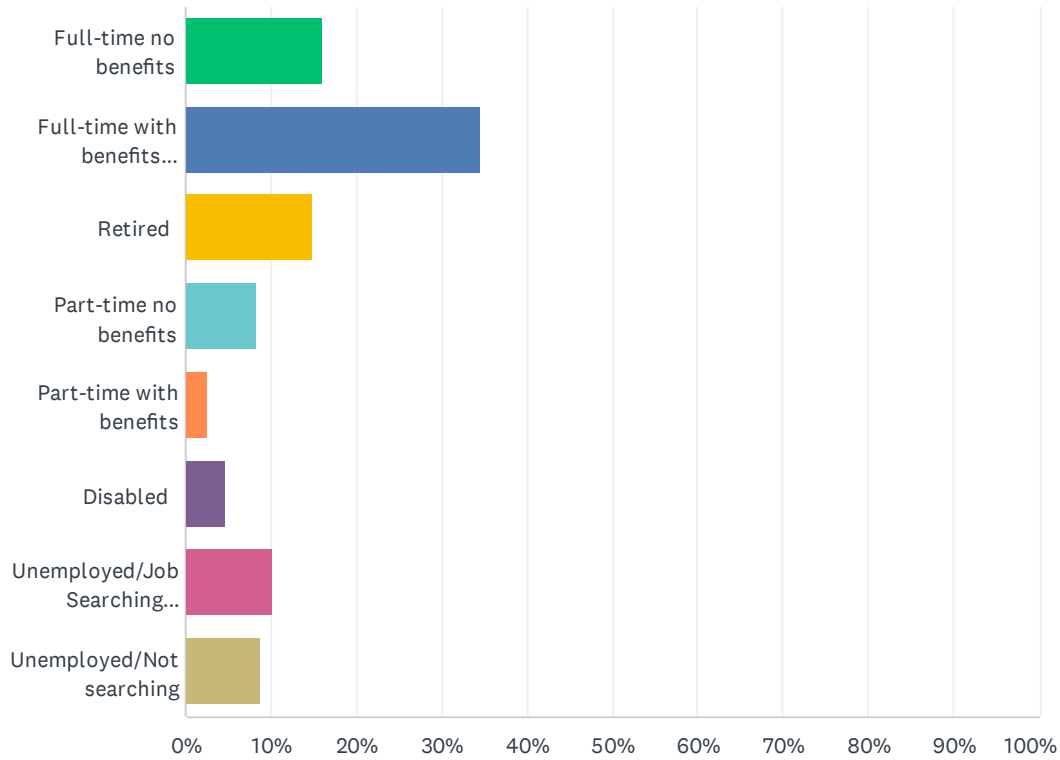
| # | OTHER (PLEASE SPECIFY) | DATE |
|---|---|---------------------|
| 1 | Na | 11/5/2022 12:56 PM |
| 2 | Don't feel I have any needs related to Covid-19 | 11/5/2022 12:09 PM |
| 3 | Na | 11/5/2022 11:16 AM |
| 4 | Grief resources | 11/5/2022 10:41 AM |
| 5 | None | 11/5/2022 10:27 AM |
| 6 | Over crowded homes | 10/26/2022 6:23 PM |
| 7 | N/a | 10/24/2022 10:06 AM |
| 8 | none | 9/28/2022 3:20 PM |

District 4 HRDC Community Needs Assessment

| | | |
|----|--|--------------------|
| 9 | None | 9/24/2022 9:02 PM |
| 10 | Employees | 9/24/2022 12:41 PM |
| 11 | wants it to be over | 8/31/2022 11:37 AM |
| 12 | none | 8/31/2022 10:23 AM |
| 13 | none | 8/31/2022 10:18 AM |
| 14 | Persons on disability must go hungry alone of times because I'm paying the lights groceries gas firewood propane etc...and used car issues all the time not to mention gas and Grubb prices! | 8/12/2022 9:36 AM |
| 15 | Nothing | 7/28/2022 1:40 PM |
| 16 | None | 7/27/2022 10:22 AM |
| 17 | I don't have COVID related needs | 7/26/2022 6:07 PM |
| 18 | have people stop talking about it | 7/25/2022 12:05 PM |
| 19 | don't let it shut down the country | 7/25/2022 11:31 AM |
| 20 | Mental Health Resources | 7/25/2022 11:08 AM |
| 21 | none | 7/25/2022 11:02 AM |
| 22 | none | 7/25/2022 10:49 AM |
| 23 | none | 7/25/2022 9:55 AM |
| 24 | do not have any | 7/25/2022 9:51 AM |
| 25 | stop making it such a big deal | 7/18/2022 11:27 AM |
| 26 | NA | 7/16/2022 7:31 PM |
| 27 | None | 7/16/2022 6:49 PM |
| 28 | None | 7/16/2022 12:47 PM |
| 29 | None | 7/16/2022 12:39 PM |
| 30 | Return of personal liberty And Freedom | 7/16/2022 12:21 PM |
| 31 | NONE | 7/15/2022 12:33 PM |
| 32 | none | 7/15/2022 9:33 AM |
| 33 | none | 7/14/2022 3:16 PM |
| 34 | N A | 7/13/2022 1:37 PM |

Q8 What is your employment status?

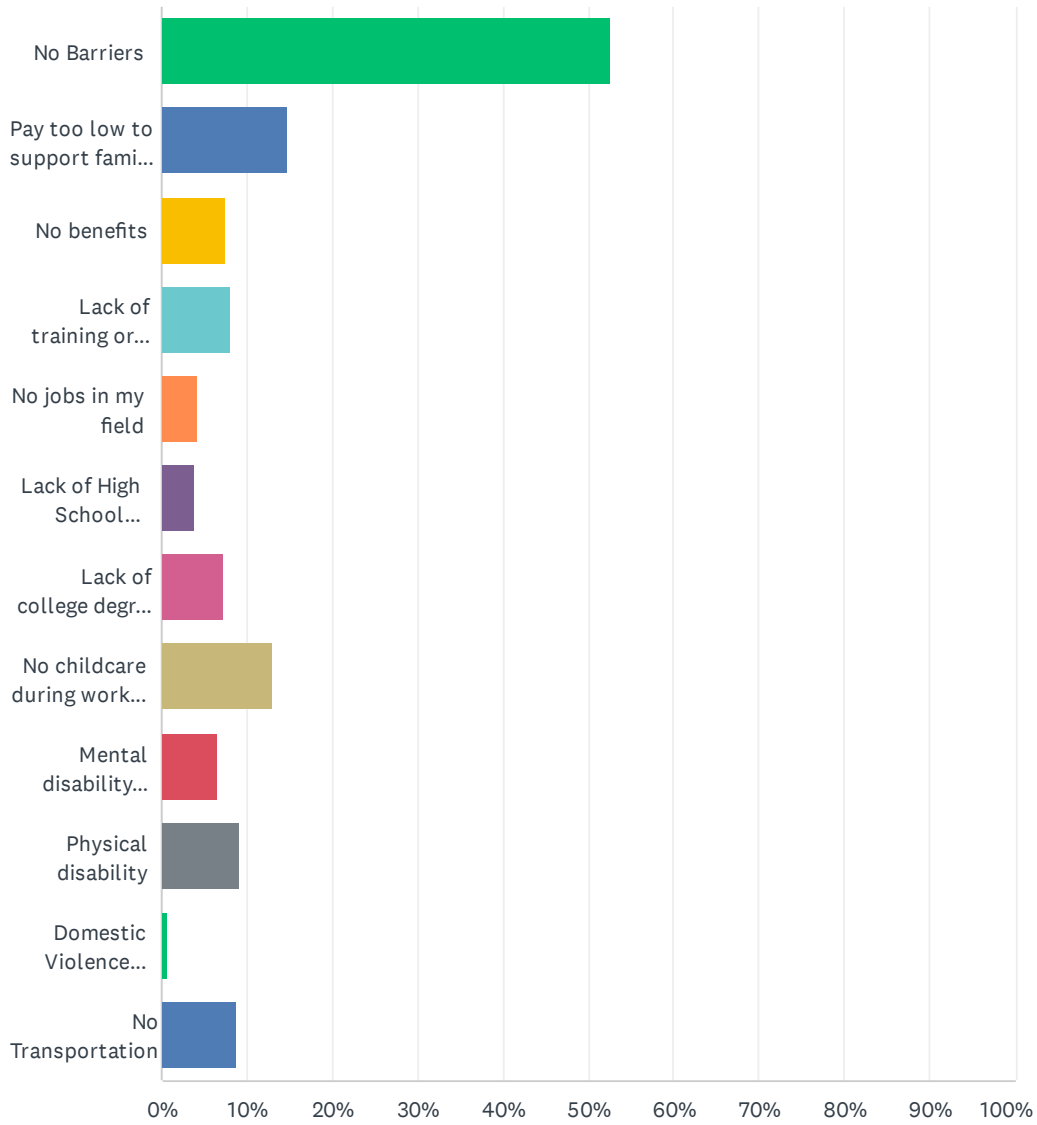
Answered: 321 Skipped: 12



| ANSWER CHOICES | RESPONSES | |
|--------------------------|-----------|------------|
| Full-time no benefits | 15.89% | 51 |
| Full-time with benefits | 34.58% | 111 |
| Retired | 14.95% | 48 |
| Part-time no benefits | 8.41% | 27 |
| Part-time with benefits | 2.49% | 8 |
| Disabled | 4.67% | 15 |
| Unemployed/Job Searching | 10.28% | 33 |
| Unemployed/Not searching | 8.72% | 28 |
| TOTAL | | 321 |

Q9 What are your barriers to employment? (check all that apply)

Answered: 306 Skipped: 27

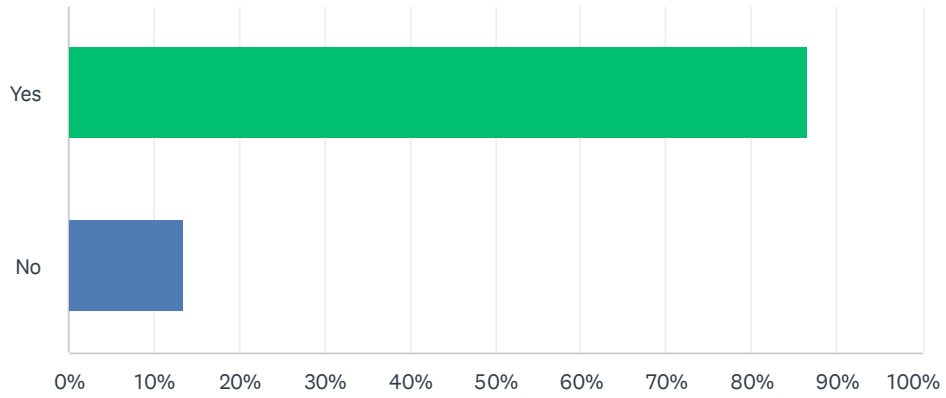


District 4 HRDC Community Needs Assessment

| ANSWER CHOICES | RESPONSES | |
|-------------------------------------|-----------|-----|
| No Barriers | 52.61% | 161 |
| Pay too low to support family | 14.71% | 45 |
| No benefits | 7.52% | 23 |
| Lack of training or experience | 8.17% | 25 |
| No jobs in my field | 4.25% | 13 |
| Lack of High School Diploma/GED/HSE | 3.92% | 12 |
| Lack of college degree | 7.19% | 22 |
| No childcare during work | 13.07% | 40 |
| Mental disability | 6.54% | 20 |
| Physical disability | 9.15% | 28 |
| Domestic Violence | 0.65% | 2 |
| No Transportation | 8.82% | 27 |
| Total Respondents: 306 | | |

Q10 Do you have reliable transportation?

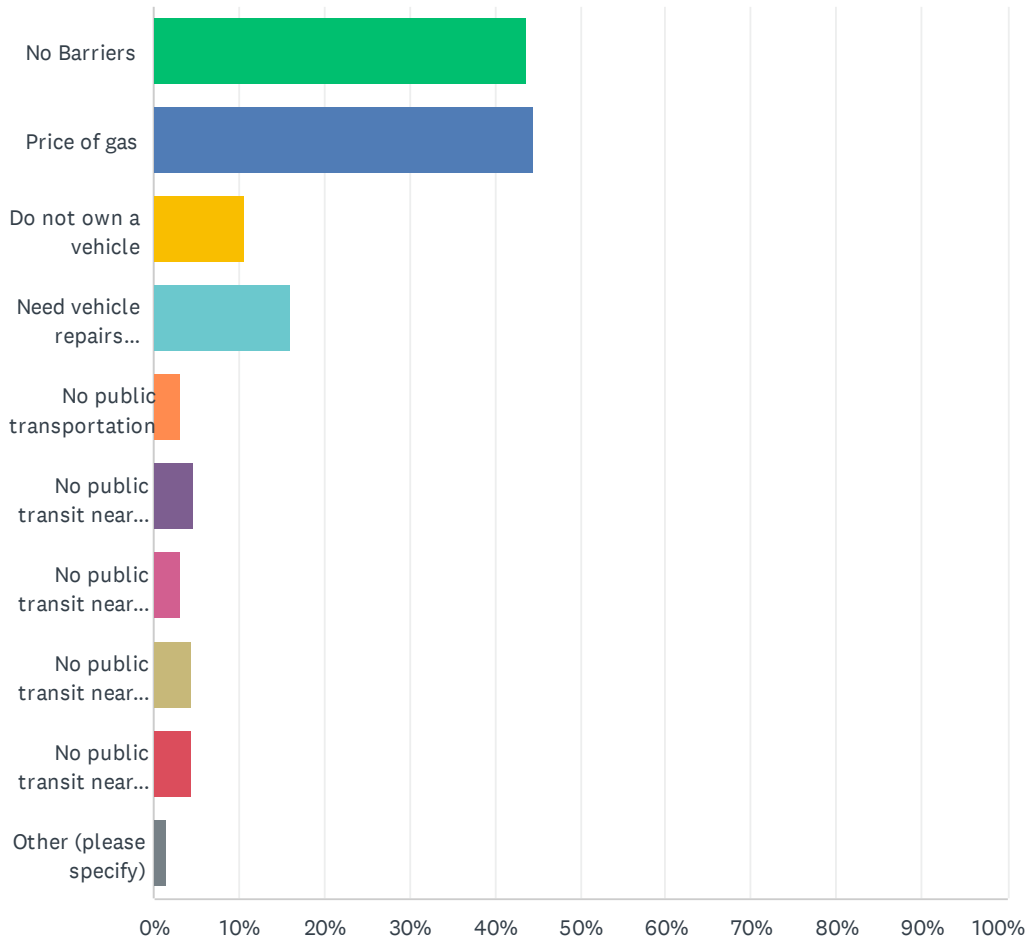
Answered: 318 Skipped: 15



| ANSWER CHOICES | RESPONSES | |
|----------------|-----------|-----|
| Yes | 86.48% | 275 |
| No | 13.52% | 43 |
| TOTAL | | 318 |

Q11 What are your barriers to reliable transportation? (check all that apply)

Answered: 318 Skipped: 15



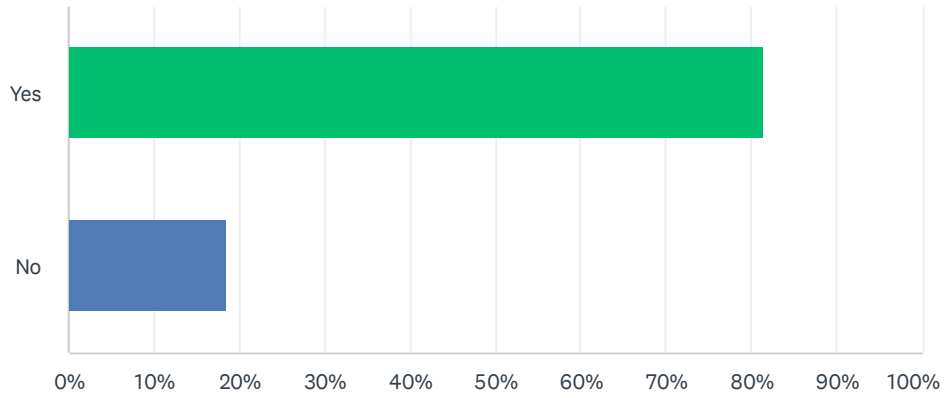
District 4 HRDC Community Needs Assessment

| ANSWER CHOICES | RESPONSES | |
|---|-----------|-----|
| No Barriers | 43.71% | 139 |
| Price of gas | 44.65% | 142 |
| Do not own a vehicle | 10.69% | 34 |
| Need vehicle repairs | 16.04% | 51 |
| No public transportation | 3.14% | 10 |
| No public transit near home | 4.72% | 15 |
| No public transit near work | 3.14% | 10 |
| No public transit near grocery or retail stores | 4.40% | 14 |
| No public transit near needed services | 4.40% | 14 |
| Other (please specify) | 1.57% | 5 |
| Total Respondents: 318 | | |

| # | OTHER (PLEASE SPECIFY) | DATE |
|---|---|-------------------|
| 1 | They close at 3 | 1/3/2023 8:46 AM |
| 2 | Live in the hills and transit goes to the villages basically... | 8/12/2022 9:36 AM |
| 3 | all of the above | 7/20/2022 2:47 PM |
| 4 | Access to technology | 7/20/2022 2:37 PM |
| 5 | None | 7/16/2022 7:31 PM |

Q12 Were you able to access dental care in the last year?

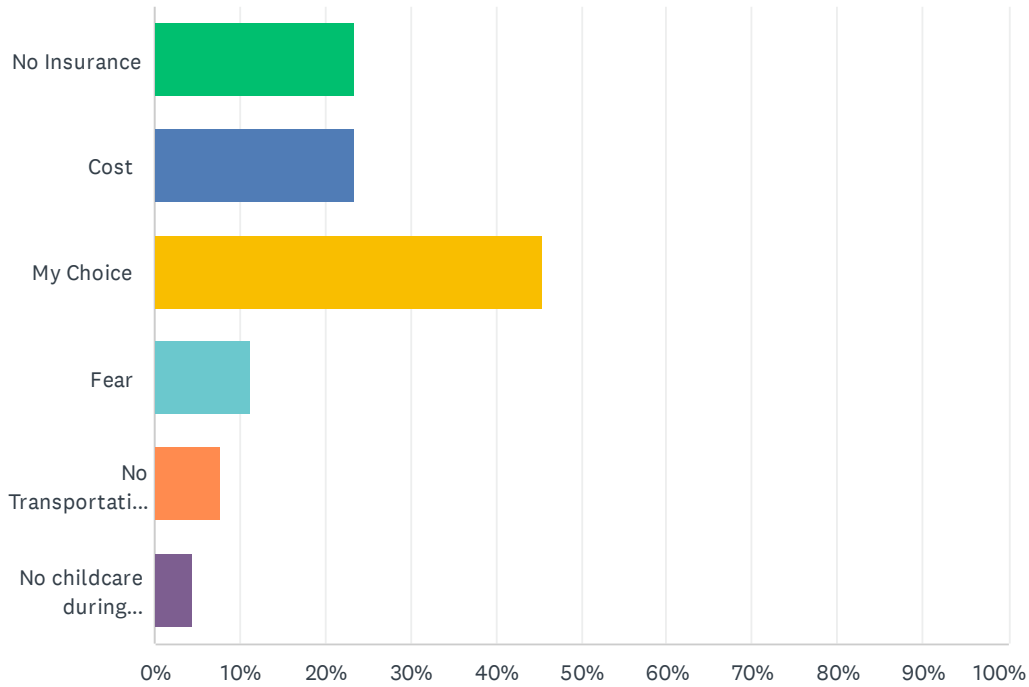
Answered: 324 Skipped: 9



| ANSWER CHOICES | RESPONSES | |
|----------------|-----------|-----|
| Yes | 81.48% | 264 |
| No | 18.52% | 60 |
| TOTAL | | 324 |

Q13 If no, why did you not receive dental care in the last year? (check all that apply)

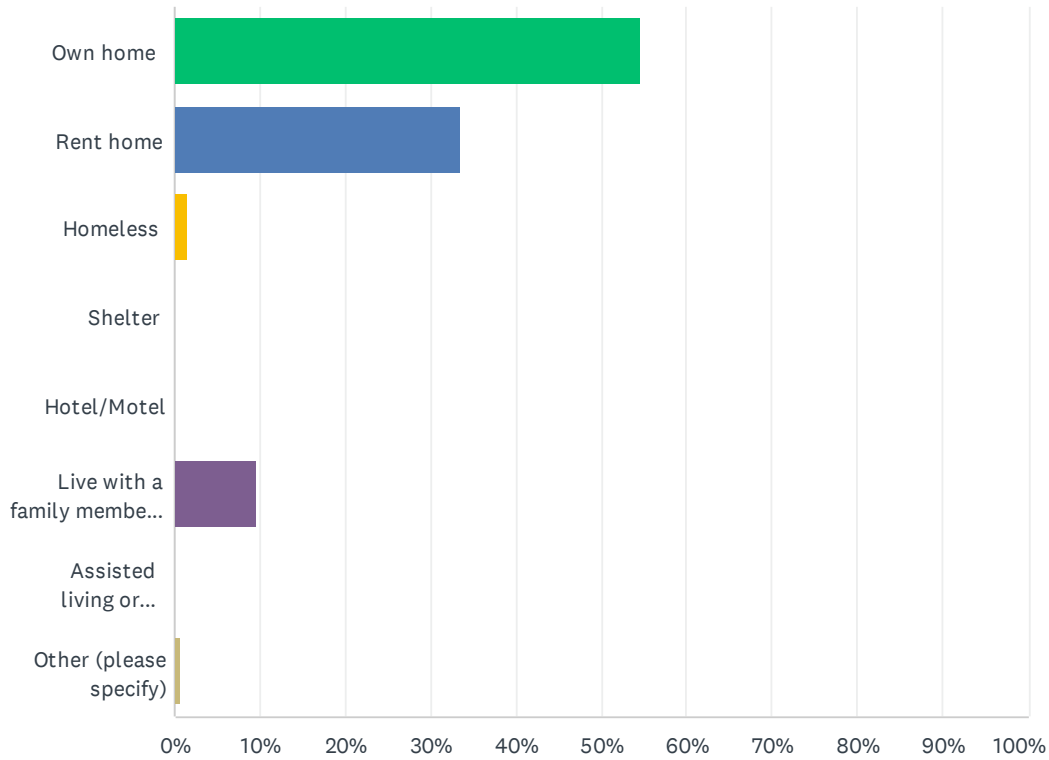
Answered: 132 Skipped: 201



| ANSWER CHOICES | RESPONSES | |
|---------------------------------|-----------|----|
| No Insurance | 23.48% | 31 |
| Cost | 23.48% | 31 |
| My Choice | 45.45% | 60 |
| Fear | 11.36% | 15 |
| No Transportation | 7.58% | 10 |
| No childcare during appointment | 4.55% | 6 |
| Total Respondents: 132 | | |

Q14 What best describes your present housing?

Answered: 322 Skipped: 11

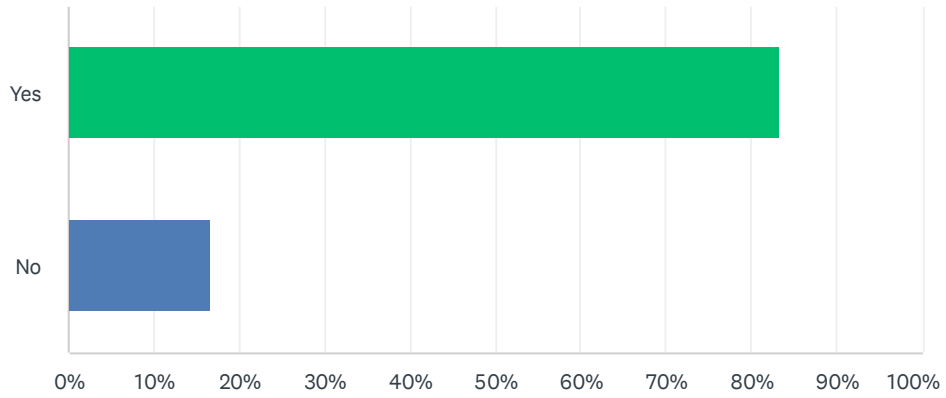


| ANSWER CHOICES | RESPONSES |
|-------------------------------------|------------|
| Own home | 54.66% 176 |
| Rent home | 33.54% 108 |
| Homeless | 1.55% 5 |
| Shelter | 0.00% 0 |
| Hotel/Motel | 0.00% 0 |
| Live with a family member or friend | 9.63% 31 |
| Assisted living or nursing home | 0.00% 0 |
| Other (please specify) | 0.62% 2 |
| TOTAL | 322 |

| # | OTHER (PLEASE SPECIFY) | DATE |
|---|------------------------|--------------------|
| 1 | I have to be out soon | 1/3/2023 8:46 AM |
| 2 | low income | 7/15/2022 12:51 PM |

Q15 Are your housing conditions adequate?

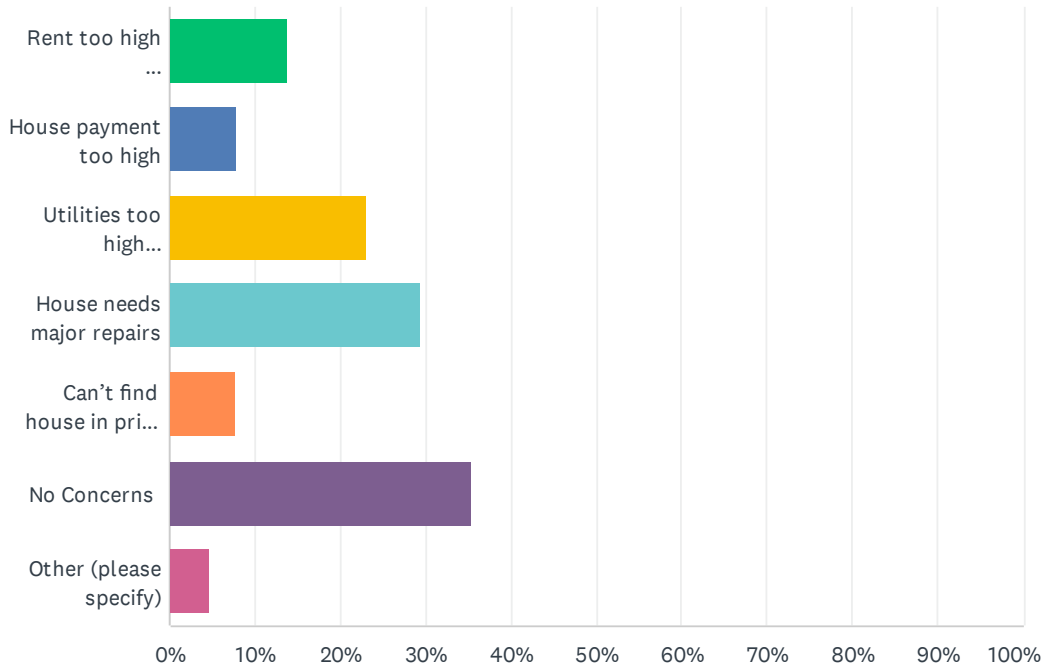
Answered: 313 Skipped: 20



| ANSWER CHOICES | RESPONSES | |
|----------------|-----------|-----|
| Yes | 83.39% | 261 |
| No | 16.61% | 52 |
| TOTAL | | 313 |

Q16 What are your major household concerns? (check all that apply)

Answered: 317 Skipped: 16



| ANSWER CHOICES | RESPONSES | |
|---------------------------------|-----------|-----|
| Rent too high | 13.88% | 44 |
| House payment too high | 7.89% | 25 |
| Utilities too high | 23.03% | 73 |
| House needs major repairs | 29.34% | 93 |
| Can't find house in price range | 7.57% | 24 |
| No Concerns | 35.33% | 112 |
| Other (please specify) | 4.73% | 15 |
| Total Respondents: 317 | | |

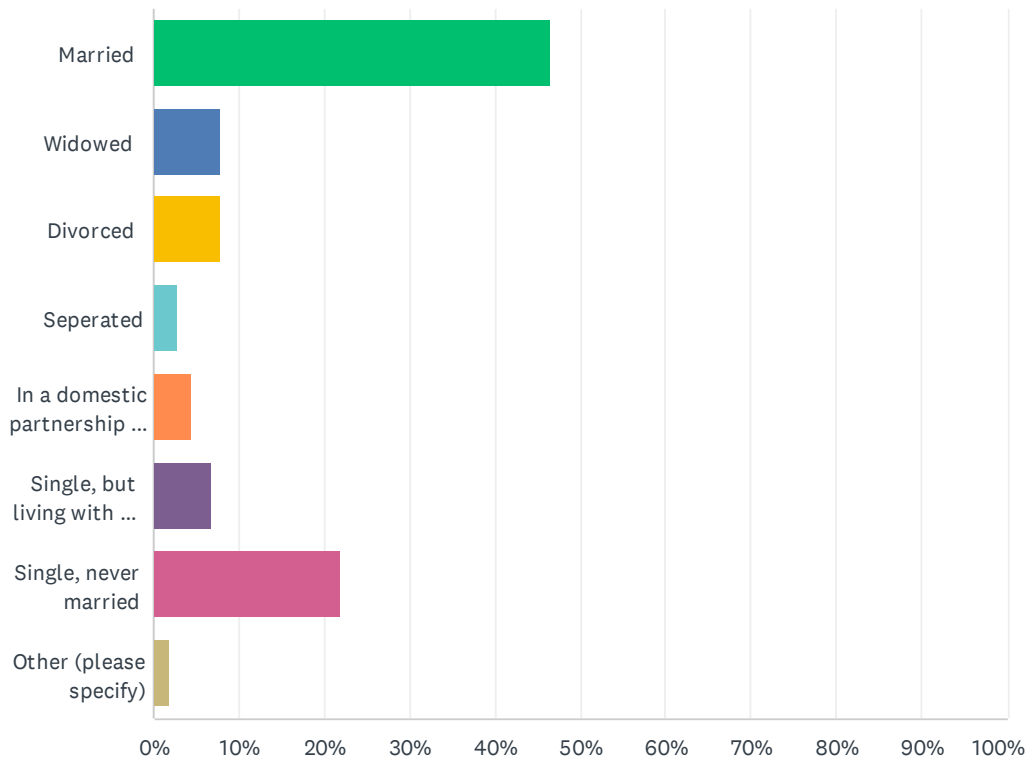
| # | OTHER (PLEASE SPECIFY) | DATE |
|---|---|---------------------|
| 1 | County land tax too high. | 11/5/2022 12:58 PM |
| 2 | None | 11/5/2022 10:27 AM |
| 3 | it is hard living with others | 10/27/2022 12:35 PM |
| 4 | Not enough housing | 10/26/2022 6:23 PM |
| 5 | Major repairs/ appliances | 10/17/2022 11:36 AM |
| 6 | Finding people to do work on house. Everyone is booked out. | 10/1/2022 3:37 PM |
| 7 | location | 9/14/2022 10:04 AM |

District 4 HRDC Community Needs Assessment

| | | |
|----|---|--------------------|
| 8 | House taxes too high | 8/31/2022 11:37 AM |
| 9 | Have not had running water for years! | 8/12/2022 9:36 AM |
| 10 | all of the above | 7/25/2022 11:48 AM |
| 11 | care for father while I'm at work | 7/18/2022 11:27 AM |
| 12 | no AC | 7/18/2022 11:12 AM |
| 13 | help with MTCE | 7/18/2022 10:34 AM |
| 14 | Need more bedrooms but it is out of price range | 7/16/2022 11:58 AM |
| 15 | no homeless shelter | 7/15/2022 11:37 AM |

Q17 What is your household status?

Answered: 319 Skipped: 14



| ANSWER CHOICES | RESPONSES | |
|---|-----------|------------|
| Married | 46.39% | 148 |
| Widowed | 7.84% | 25 |
| Divorced | 7.84% | 25 |
| Seperated | 2.82% | 9 |
| In a domestic partnership or civil union | 4.39% | 14 |
| Single, but living with a significant other | 6.90% | 22 |
| Single, never married | 21.94% | 70 |
| Other (please specify) | 1.88% | 6 |
| TOTAL | | 319 |

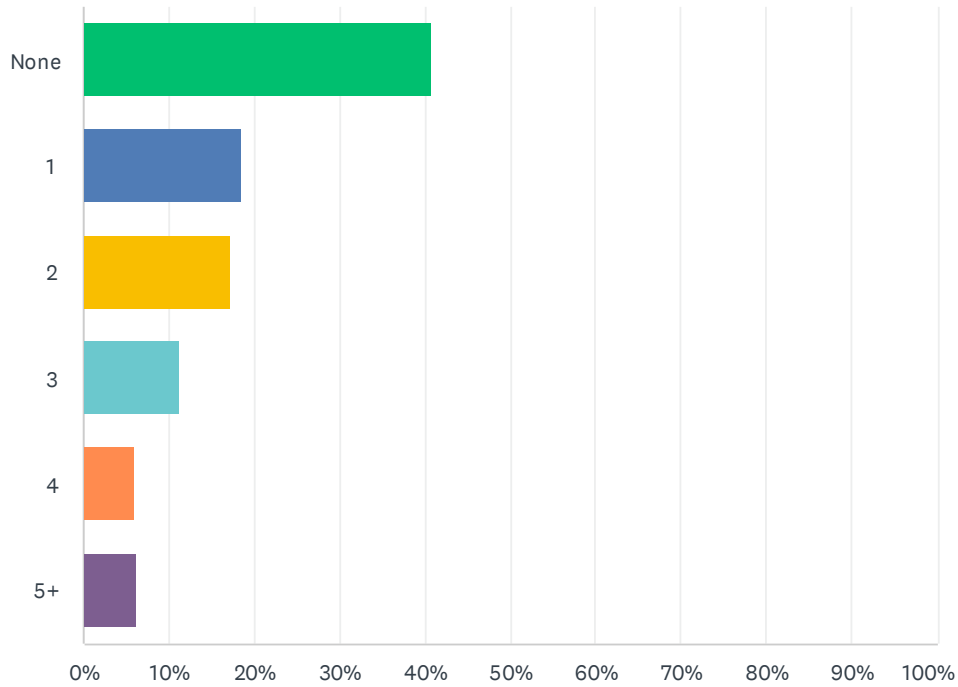
| # | OTHER (PLEASE SPECIFY) | DATE |
|---|------------------------|---------------------|
| 1 | dating | 12/13/2022 11:31 AM |
| 2 | COMMON IAW | 10/28/2022 10:56 AM |
| 3 | Family resides with me | 10/26/2022 6:22 PM |
| 4 | single Mother | 9/14/2022 10:04 AM |

District 4 HRDC Community Needs Assessment

| | | |
|---|----------------------------|--------------------|
| 5 | Living with my son | 7/26/2022 4:17 PM |
| 6 | long distance relationship | 7/18/2022 11:27 AM |

Q18 How many children age 17 or younger live in your household?

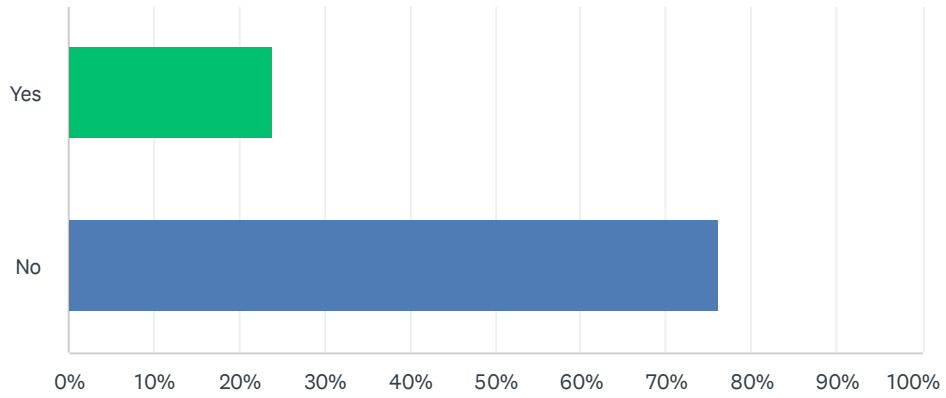
Answered: 319 Skipped: 14



| ANSWER CHOICES | RESPONSES | |
|----------------|-----------|------------|
| None | 40.75% | 130 |
| 1 | 18.50% | 59 |
| 2 | 17.24% | 55 |
| 3 | 11.29% | 36 |
| 4 | 5.96% | 19 |
| 5+ | 6.27% | 20 |
| TOTAL | | 319 |

Q19 Do you have a need for childcare?

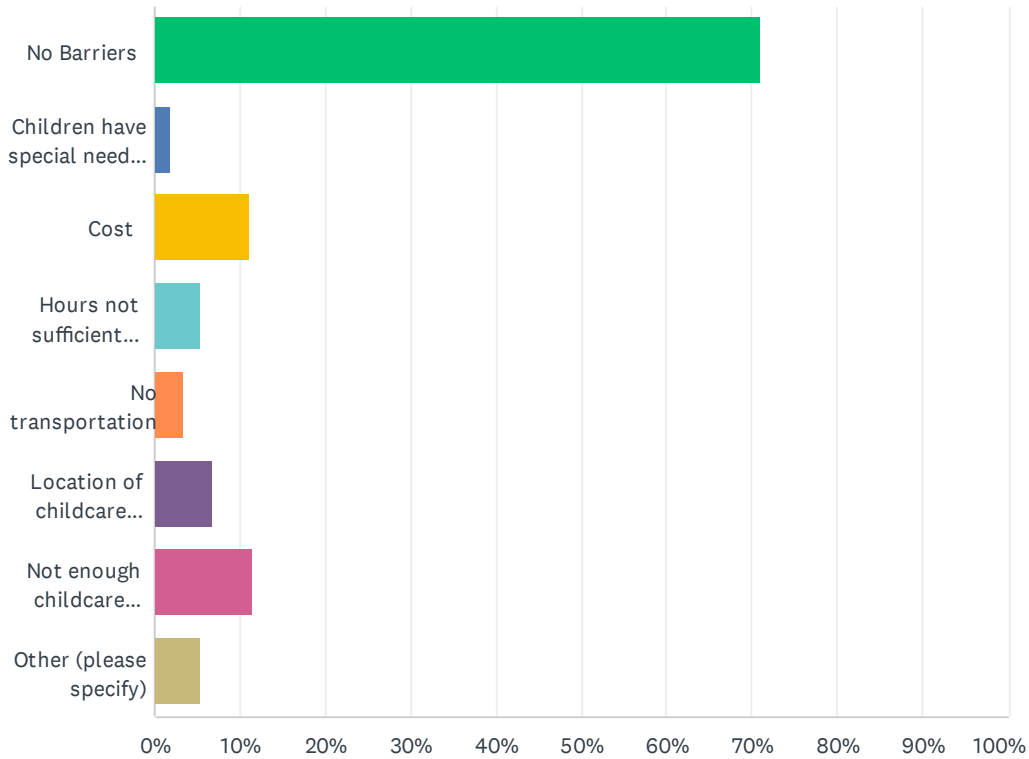
Answered: 315 Skipped: 18



| ANSWER CHOICES | RESPONSES | |
|----------------|-----------|-----|
| Yes | 23.81% | 75 |
| No | 76.19% | 240 |
| TOTAL | | 315 |

Q20 If yes, what are your barriers to childcare services? (check all that apply)

Answered: 207 Skipped: 126



| ANSWER CHOICES | RESPONSES | |
|---------------------------------|-----------|-----|
| No Barriers | 71.01% | 147 |
| Children have special needs | 1.93% | 4 |
| Cost | 11.11% | 23 |
| Hours not sufficient | 5.31% | 11 |
| No transportation | 3.38% | 7 |
| Location of childcare providers | 6.76% | 14 |
| Not enough childcare providers | 11.59% | 24 |
| Other (please specify) | 5.31% | 11 |
| Total Respondents: 207 | | |

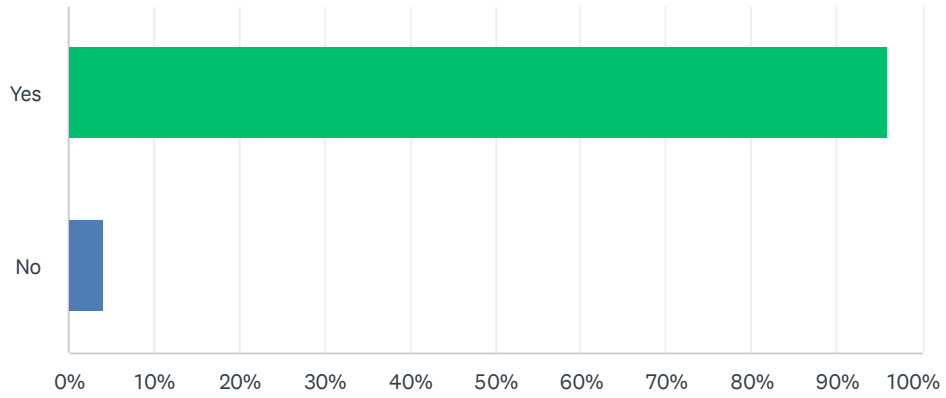
| # | OTHER (PLEASE SPECIFY) | DATE |
|---|---------------------------------|--------------------|
| 1 | Don't have kids because of cost | 11/5/2022 12:58 PM |
| 2 | Na | 11/5/2022 12:56 PM |
| 3 | Child care | 10/26/2022 4:35 PM |

District 4 HRDC Community Needs Assessment

| | | |
|----|--------------------------------|--------------------|
| 4 | N/a | 9/24/2022 9:02 PM |
| 5 | child care providers | 9/14/2022 10:23 AM |
| 6 | Quality of Child care | 8/29/2022 11:37 AM |
| 7 | Na | 7/16/2022 6:50 PM |
| 8 | No children at home | 7/16/2022 12:21 PM |
| 9 | Quality of childcare providers | 7/15/2022 8:19 AM |
| 10 | Not | 7/14/2022 6:34 PM |
| 11 | quality of Childcare providers | 7/14/2022 3:50 PM |

Q21 Do you have reliable phone access?

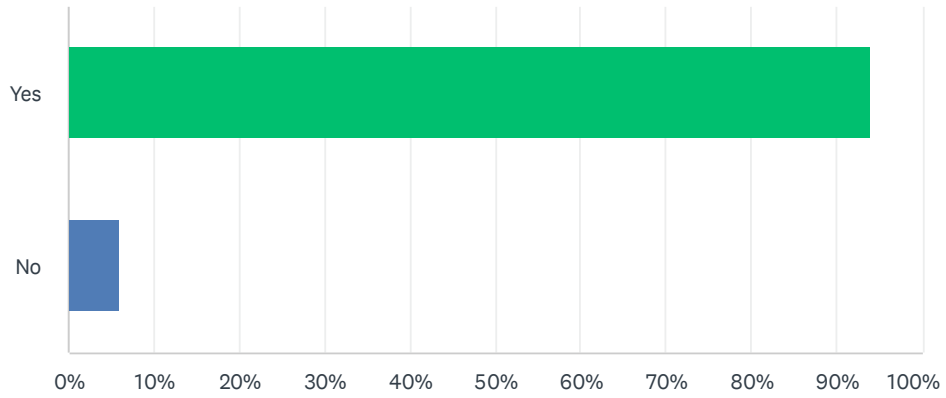
Answered: 318 Skipped: 15



| ANSWER CHOICES | RESPONSES | |
|----------------|-----------|------------|
| Yes | 95.91% | 305 |
| No | 4.09% | 13 |
| TOTAL | | 318 |

Q22 Do you have access to the Internet?

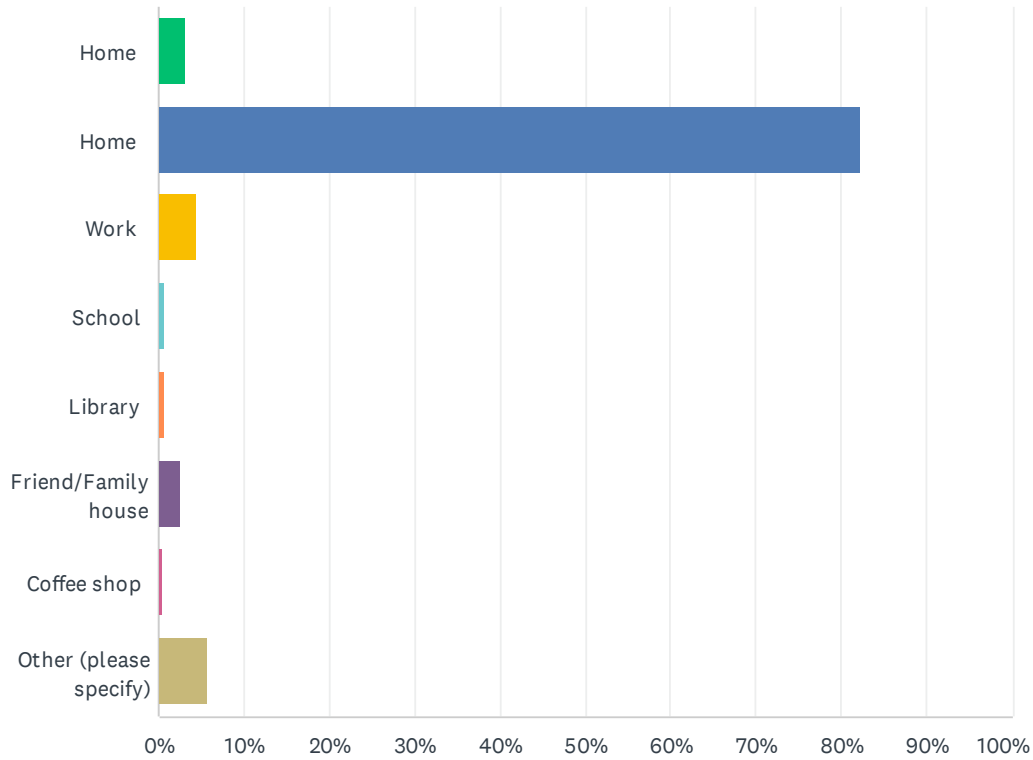
Answered: 319 Skipped: 14



| ANSWER CHOICES | RESPONSES | |
|----------------|-----------|-----|
| Yes | 94.04% | 300 |
| No | 5.96% | 19 |
| TOTAL | | 319 |

Q23 Where do you usually use the Internet?

Answered: 309 Skipped: 24



| ANSWER CHOICES | RESPONSES |
|------------------------|------------|
| Home | 3.24% 10 |
| Home | 82.20% 254 |
| Work | 4.53% 14 |
| School | 0.65% 2 |
| Library | 0.65% 2 |
| Friend/Family house | 2.59% 8 |
| Coffee shop | 0.32% 1 |
| Other (please specify) | 5.83% 18 |
| TOTAL | 309 |

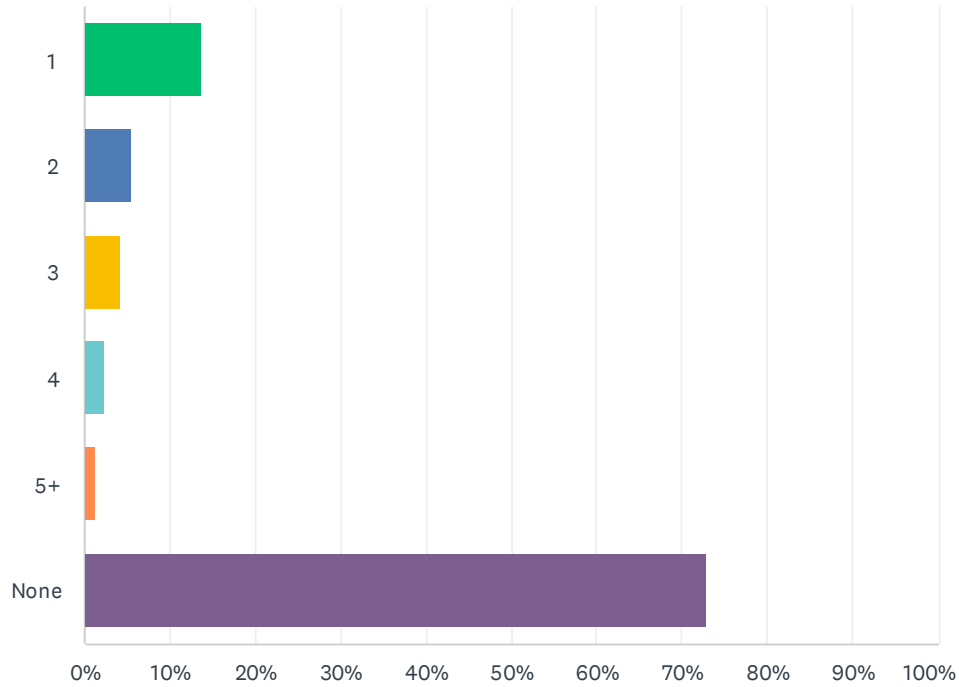
| # | OTHER (PLEASE SPECIFY) | DATE |
|---|---|--------------------|
| 1 | No contract phone when I could afford it... | 8/12/2022 9:36 AM |
| 2 | cell phone | 7/20/2022 3:01 PM |
| 3 | cell phone | 7/20/2022 2:55 PM |
| 4 | N/A | 7/18/2022 11:47 AM |

District 4 HRDC Community Needs Assessment

| | | |
|----|-----------------------|-------------------|
| 5 | home, work, friend | 7/15/2022 9:47 AM |
| 6 | Home and work | 7/15/2022 9:28 AM |
| 7 | Home and work | 7/15/2022 8:40 AM |
| 8 | Home and work | 7/15/2022 8:28 AM |
| 9 | Home and work | 7/15/2022 8:19 AM |
| 10 | home and work | 7/14/2022 4:14 PM |
| 11 | work and home | 7/14/2022 3:50 PM |
| 12 | home and work | 7/14/2022 3:37 PM |
| 13 | All of the above | 7/14/2022 3:16 PM |
| 14 | Home, work and school | 7/14/2022 2:57 PM |
| 15 | work and home | 7/14/2022 2:48 PM |
| 16 | Home and School | 7/14/2022 9:30 AM |
| 17 | Home and School | 7/14/2022 9:29 AM |
| 18 | work and home | 7/14/2022 9:05 AM |

Q24 How many household members do NOT currently have health insurance?

Answered: 307 Skipped: 26



| ANSWER CHOICES | RESPONSES | |
|----------------|-----------|------------|
| 1 | 13.68% | 42 |
| 2 | 5.54% | 17 |
| 3 | 4.23% | 13 |
| 4 | 2.28% | 7 |
| 5+ | 1.30% | 4 |
| None | 72.96% | 224 |
| TOTAL | | 307 |

Q25 Of those with NO health insurance, how many are?

Answered: 75 Skipped: 258

| ANSWER CHOICES | RESPONSES |
|----------------|-----------|
| Under 18 | 89.33% 67 |
| 65+ | 57.33% 43 |

| # | UNDER 18 | DATE |
|----|----------|---------------------|
| 1 | 0 | 12/2/2022 5:14 PM |
| 2 | 0 | 11/5/2022 12:56 PM |
| 3 | 0 | 11/5/2022 12:38 PM |
| 4 | None | 11/5/2022 12:35 PM |
| 5 | 0 | 11/5/2022 12:07 PM |
| 6 | 0 | 11/5/2022 10:50 AM |
| 7 | 0 | 11/5/2022 10:41 AM |
| 8 | NA | 11/5/2022 10:25 AM |
| 9 | 1 | 10/28/2022 2:42 PM |
| 10 | 5 | 10/28/2022 12:48 PM |
| 11 | 2 | 10/28/2022 12:43 PM |
| 12 | 1 | 10/28/2022 12:30 PM |
| 13 | 1 | 10/28/2022 12:27 PM |
| 14 | 2 | 10/28/2022 12:23 PM |
| 15 | 2 | 10/28/2022 10:59 AM |
| 16 | YES | 10/28/2022 10:36 AM |
| 17 | 1 | 10/27/2022 2:52 PM |
| 18 | 1 | 10/27/2022 2:35 PM |
| 19 | 0 | 10/26/2022 6:23 PM |
| 20 | 4 | 10/26/2022 6:22 PM |
| 21 | 0 | 10/2/2022 9:27 AM |
| 22 | 0 | 10/1/2022 4:33 PM |
| 23 | 0 | 10/1/2022 3:37 PM |
| 24 | 0 | 10/1/2022 3:35 PM |
| 25 | 0 | 9/24/2022 9:02 PM |
| 26 | 0 | 9/24/2022 3:27 PM |
| 27 | 0 | 9/24/2022 2:27 PM |
| 28 | 1 | 9/12/2022 11:00 AM |
| 29 | 1 | 8/29/2022 11:37 AM |

District 4 HRDC Community Needs Assessment

| | | |
|----|------|--------------------|
| 30 | 0 | 8/12/2022 4:58 PM |
| 31 | None | 8/12/2022 9:36 AM |
| 32 | 1 | 8/8/2022 10:50 AM |
| 33 | 0 | 8/4/2022 9:05 AM |
| 34 | 0 | 7/28/2022 1:40 PM |
| 35 | 1 | 7/25/2022 10:52 AM |
| 36 | 4 | 7/22/2022 12:49 PM |
| 37 | 1 | 7/22/2022 12:49 PM |
| 38 | 0 | 7/22/2022 12:34 PM |
| 39 | 0 | 7/22/2022 12:26 PM |
| 40 | 0 | 7/22/2022 12:07 PM |
| 41 | 2 | 7/22/2022 11:56 AM |
| 42 | 0 | 7/22/2022 11:52 AM |
| 43 | 0 | 7/22/2022 11:26 AM |
| 44 | 1 | 7/18/2022 10:46 AM |
| 45 | 0 | 7/17/2022 12:44 PM |
| 46 | 0 | 7/16/2022 7:19 PM |
| 47 | 0 | 7/16/2022 6:50 PM |
| 48 | 0 | 7/16/2022 6:49 PM |
| 49 | 0 | 7/16/2022 3:12 PM |
| 50 | 0 | 7/16/2022 12:21 PM |
| 51 | 0 | 7/16/2022 11:58 AM |
| 52 | 0 | 7/15/2022 1:30 PM |
| 53 | 0 | 7/15/2022 1:19 PM |
| 54 | None | 7/15/2022 1:08 PM |
| 55 | No | 7/15/2022 12:49 PM |
| 56 | 2 | 7/15/2022 12:33 PM |
| 57 | X | 7/15/2022 12:27 PM |
| 58 | 1 | 7/15/2022 11:08 AM |
| 59 | 3 | 7/15/2022 11:03 AM |
| 60 | 2 | 7/15/2022 10:53 AM |
| 61 | 2 | 7/15/2022 9:47 AM |
| 62 | 3 | 7/15/2022 9:23 AM |
| 63 | 2 | 7/15/2022 8:40 AM |
| 64 | 1 | 7/15/2022 8:28 AM |
| 65 | 2 | 7/14/2022 2:57 PM |
| 66 | 1 | 7/14/2022 12:42 PM |
| 67 | 0 | 7/12/2022 11:15 AM |

District 4 HRDC Community Needs Assessment

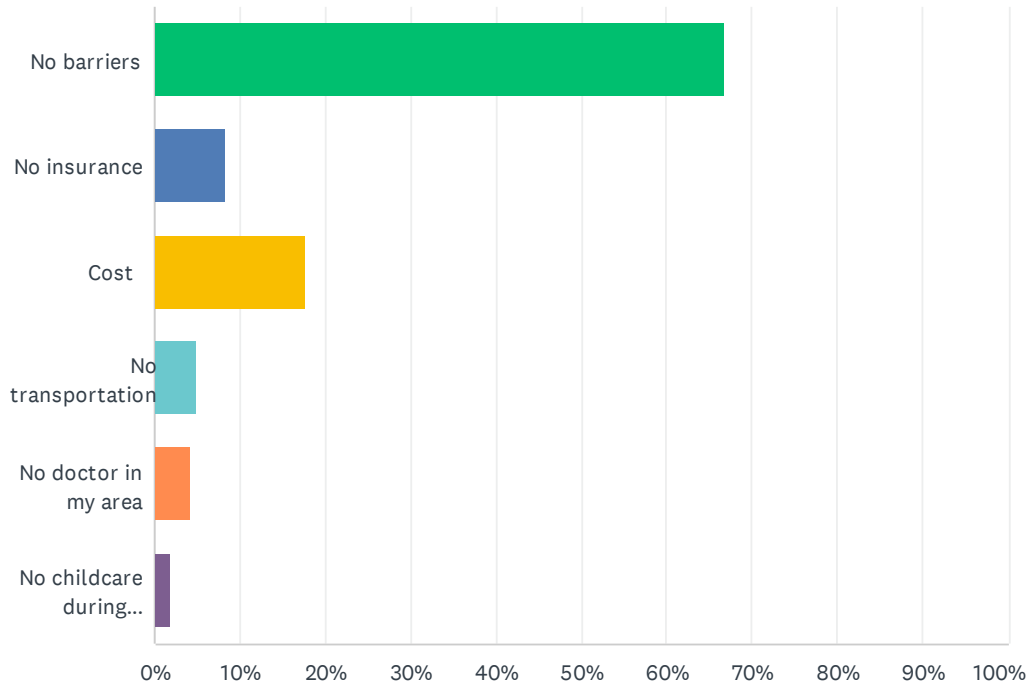
| # | 65+ | DATE |
|----|------|---------------------|
| 1 | 1 | 12/13/2022 11:53 AM |
| 2 | 0 | 11/5/2022 12:56 PM |
| 3 | 0 | 11/5/2022 12:38 PM |
| 4 | none | 11/5/2022 12:35 PM |
| 5 | 0 | 11/5/2022 12:07 PM |
| 6 | 1 | 11/5/2022 11:22 AM |
| 7 | 0 | 11/5/2022 10:50 AM |
| 8 | 0 | 10/28/2022 12:48 PM |
| 9 | 1 | 10/28/2022 12:27 PM |
| 10 | 2 | 10/28/2022 12:23 PM |
| 11 | YES | 10/28/2022 10:36 AM |
| 12 | 0 | 10/26/2022 6:23 PM |
| 13 | 0 | 10/26/2022 6:22 PM |
| 14 | 1 | 10/17/2022 11:54 AM |
| 15 | 0 | 10/1/2022 4:33 PM |
| 16 | 0 | 10/1/2022 3:37 PM |
| 17 | 0 | 10/1/2022 3:35 PM |
| 18 | 0 | 9/24/2022 9:02 PM |
| 19 | 0 | 9/24/2022 3:27 PM |
| 20 | 1 | 9/24/2022 1:09 PM |
| 21 | 1 | 8/31/2022 11:25 AM |
| 22 | 2 | 8/31/2022 11:00 AM |
| 23 | Me | 8/12/2022 9:36 AM |
| 24 | 1 | 8/8/2022 10:50 AM |
| 25 | 0 | 8/4/2022 9:05 AM |
| 26 | 0 | 7/28/2022 1:40 PM |
| 27 | 0 | 7/22/2022 12:34 PM |
| 28 | 0 | 7/22/2022 12:26 PM |
| 29 | 0 | 7/22/2022 12:07 PM |
| 30 | 1 | 7/18/2022 11:33 AM |
| 31 | 0 | 7/17/2022 12:44 PM |
| 32 | 0 | 7/16/2022 7:19 PM |
| 33 | 0 | 7/16/2022 6:50 PM |
| 34 | 0 | 7/16/2022 6:49 PM |
| 35 | 0 | 7/16/2022 3:12 PM |
| 36 | 0 | 7/16/2022 12:21 PM |
| 37 | 0 | 7/16/2022 11:58 AM |

District 4 HRDC Community Needs Assessment

| | | |
|----|---|--------------------|
| 38 | 1 | 7/15/2022 2:36 PM |
| 39 | 0 | 7/15/2022 1:30 PM |
| 40 | 0 | 7/15/2022 1:19 PM |
| 41 | 1 | 7/15/2022 11:08 AM |
| 42 | 0 | 7/14/2022 2:57 PM |
| 43 | 0 | 7/12/2022 11:15 AM |

Q26 What are your barriers to health care? (check all that apply)

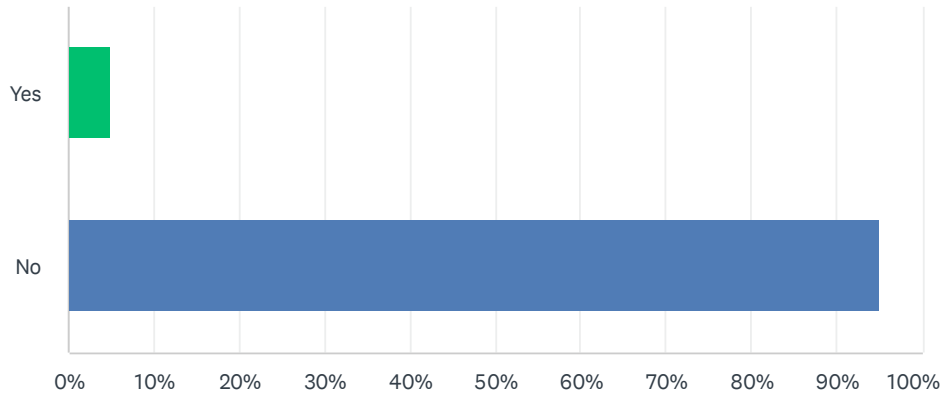
Answered: 301 Skipped: 32



| ANSWER CHOICES | RESPONSES | |
|----------------------------------|-----------|-----|
| No barriers | 66.78% | 201 |
| No insurance | 8.31% | 25 |
| Cost | 17.61% | 53 |
| No transportation | 4.98% | 15 |
| No doctor in my area | 4.32% | 13 |
| No childcare during appointments | 1.99% | 6 |
| Total Respondents: 301 | | |

Q27 Have you had your power turned off in the last year?

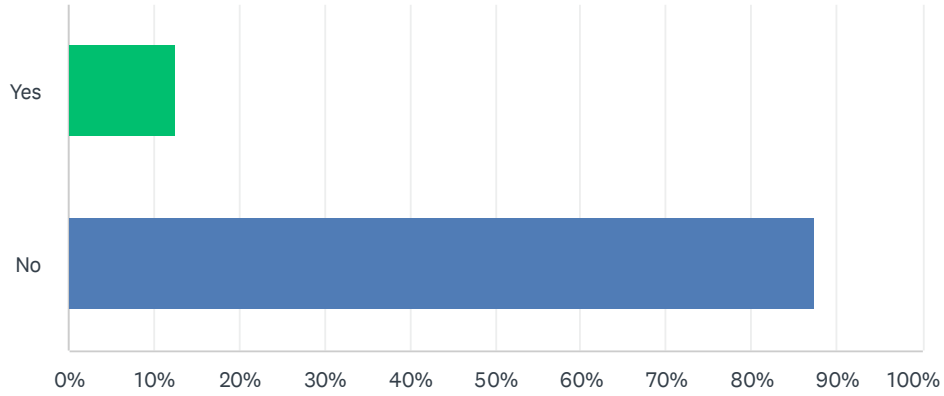
Answered: 320 Skipped: 13



| ANSWER CHOICES | RESPONSES | |
|----------------|-----------|-----|
| Yes | 5.00% | 16 |
| No | 95.00% | 304 |
| TOTAL | | 320 |

Q28 Have you had difficulty starting up utility services because of high deposit fees in the last year?

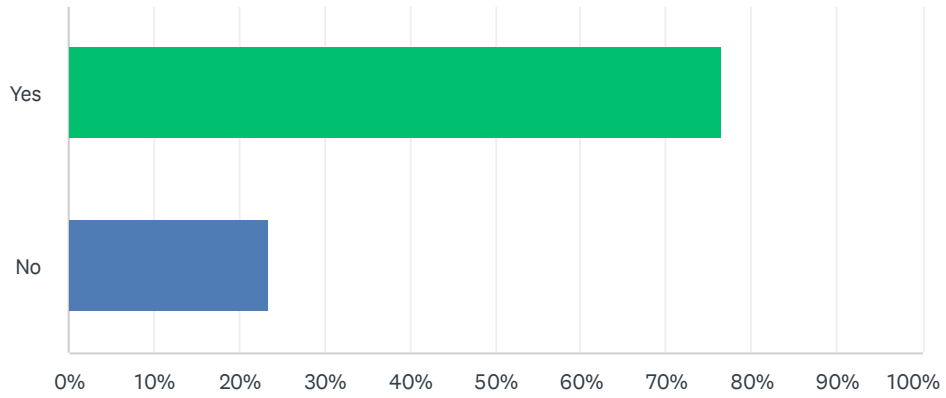
Answered: 320 Skipped: 13



| ANSWER CHOICES | RESPONSES | |
|----------------|-----------|-----|
| Yes | 12.50% | 40 |
| No | 87.50% | 280 |
| TOTAL | | 320 |

Q29 Have you been able to meet food needs in the last year?

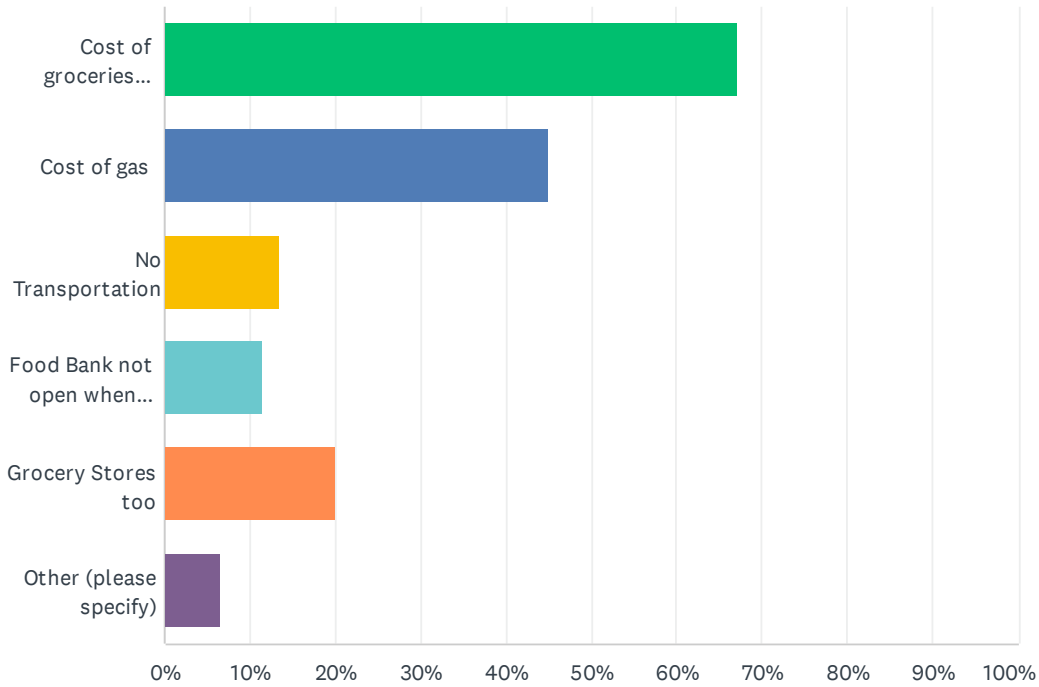
Answered: 321 Skipped: 12



| ANSWER CHOICES | RESPONSES | |
|----------------|-----------|-----|
| Yes | 76.64% | 246 |
| No | 23.36% | 75 |
| TOTAL | | 321 |

Q30 If no, what are your barriers to meeting food needs? (check all that apply)

Answered: 149 Skipped: 184



| ANSWER CHOICES | RESPONSES |
|--------------------------------|------------|
| Cost of groceries | 67.11% 100 |
| Cost of gas | 44.97% 67 |
| No Transportation | 13.42% 20 |
| Food Bank not open when needed | 11.41% 17 |
| Grocery Stores too | 20.13% 30 |
| Other (please specify) | 6.71% 10 |
| Total Respondents: 149 | |

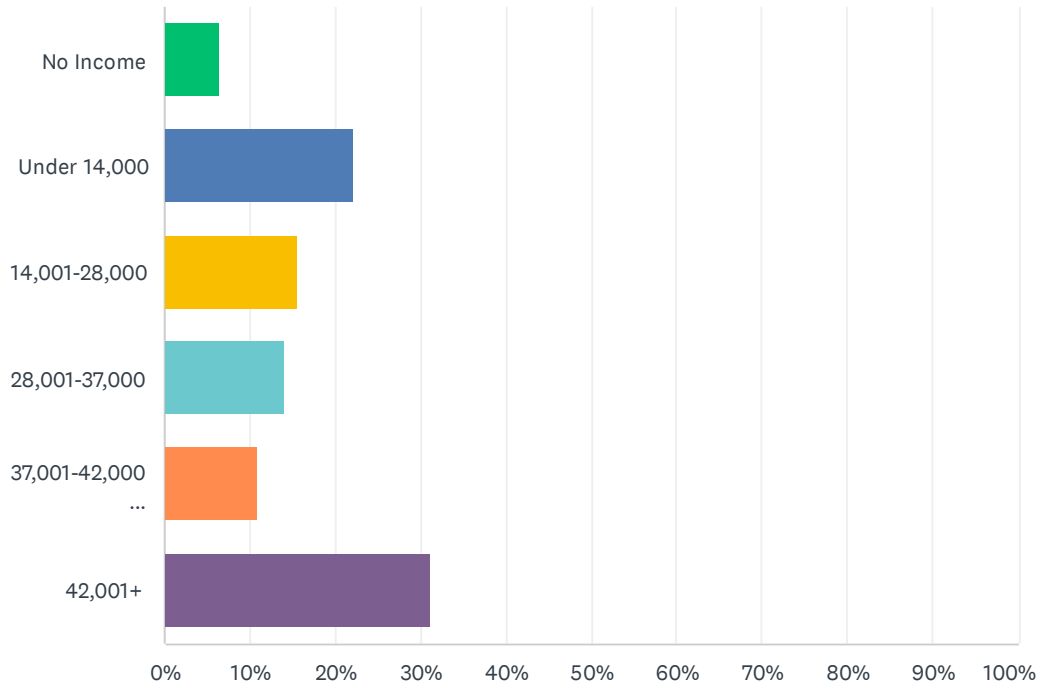
| # | OTHER (PLEASE SPECIFY) | DATE |
|---|--------------------------|--------------------|
| 1 | Transit closes at 3 | 1/3/2023 8:46 AM |
| 2 | Na | 11/5/2022 12:56 PM |
| 3 | NA | 11/5/2022 10:41 AM |
| 4 | None | 10/2/2022 9:27 AM |
| 5 | no work because of covid | 8/31/2022 11:37 AM |
| 6 | None | 7/22/2022 12:07 PM |
| 7 | Not applicable | 7/16/2022 6:50 PM |

District 4 HRDC Community Needs Assessment

| | | |
|----|-----------------------------------|--------------------|
| 8 | local store only offers junk food | 7/14/2022 3:50 PM |
| 9 | store to far | 7/14/2022 9:42 AM |
| 10 | None | 7/12/2022 11:15 AM |

Q31 What is your annual household income?

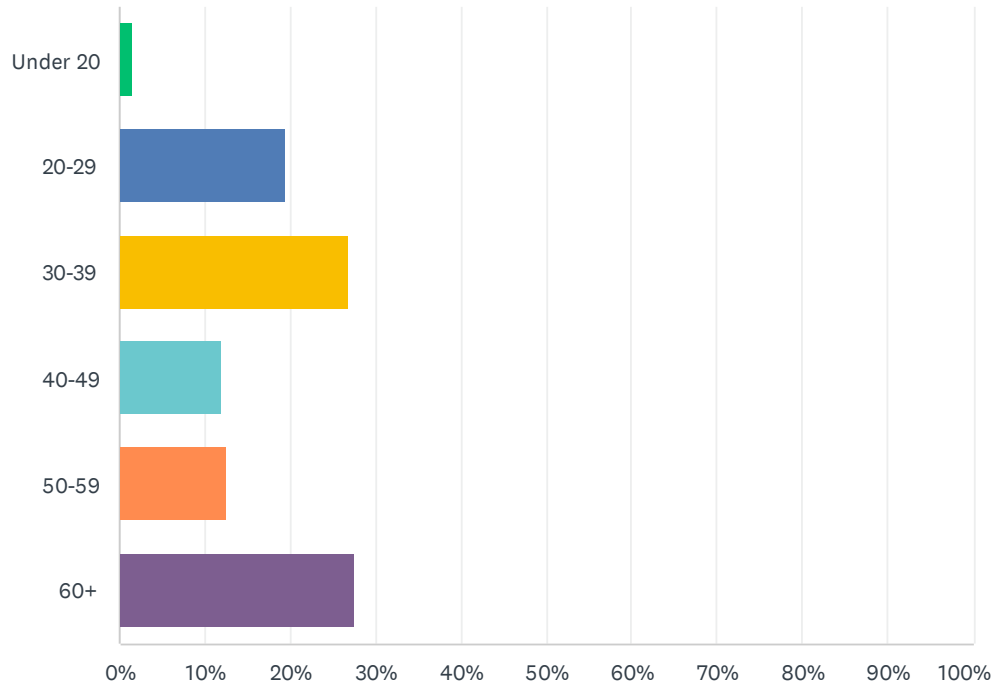
Answered: 315 Skipped: 18



| ANSWER CHOICES | RESPONSES | |
|----------------|-----------|------------|
| No Income | 6.35% | 20 |
| Under 14,000 | 22.22% | 70 |
| 14,001-28,000 | 15.56% | 49 |
| 28,001-37,000 | 13.97% | 44 |
| 37,001-42,000 | 10.79% | 34 |
| 42,001+ | 31.11% | 98 |
| TOTAL | | 315 |

Q32 What is your age?

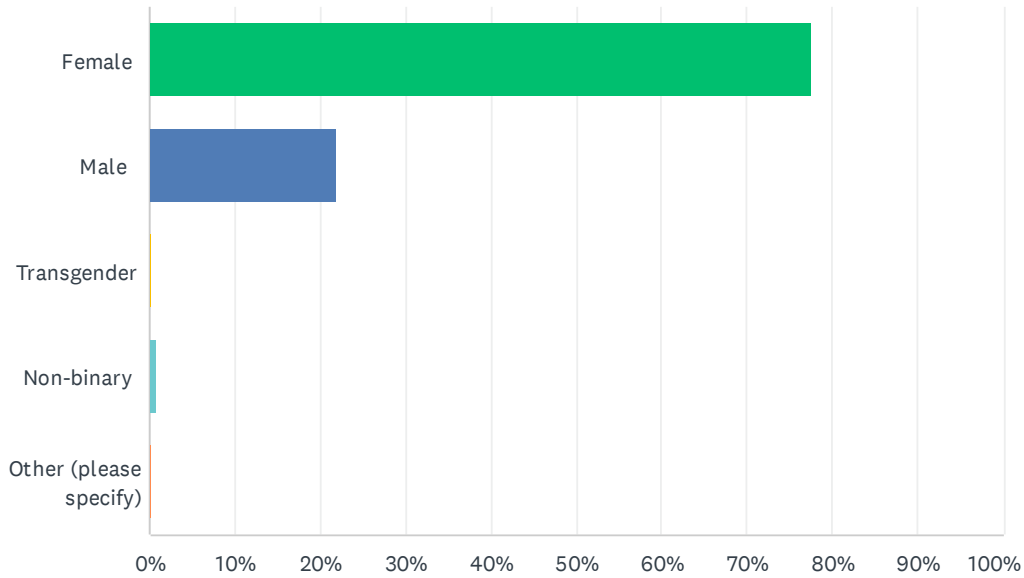
Answered: 319 Skipped: 14



| ANSWER CHOICES | RESPONSES |
|----------------|------------|
| Under 20 | 1.57% 5 |
| 20-29 | 19.44% 62 |
| 30-39 | 26.96% 86 |
| 40-49 | 11.91% 38 |
| 50-59 | 12.54% 40 |
| 60+ | 27.59% 88 |
| TOTAL | 319 |

Q33 What is your gender? (check all that apply)

Answered: 322 Skipped: 11

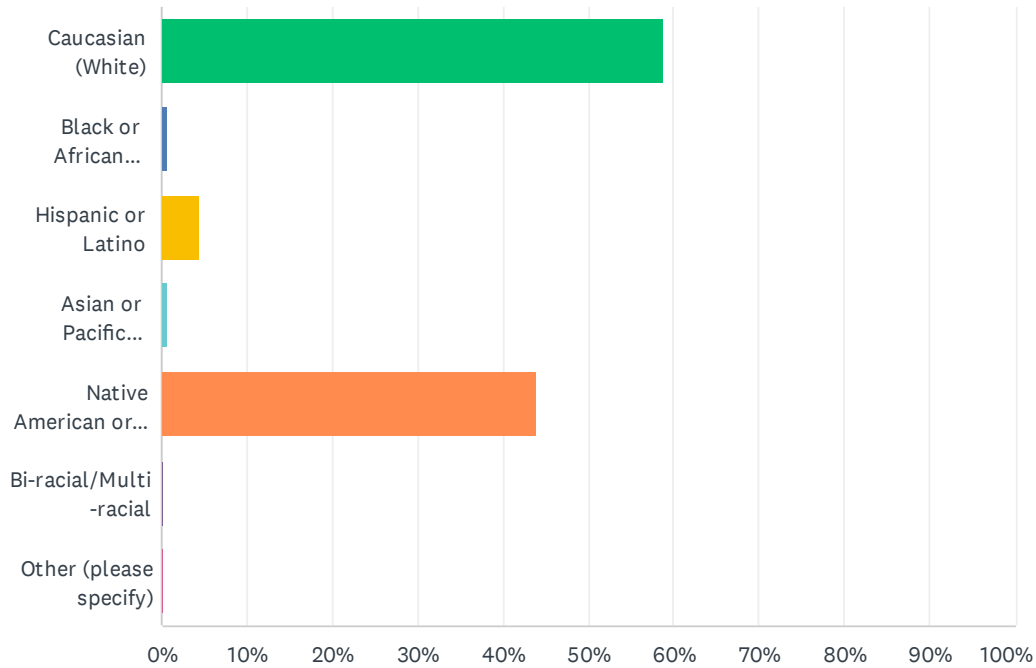


| ANSWER CHOICES | RESPONSES | |
|------------------------|-----------|-----|
| Female | 77.64% | 250 |
| Male | 22.05% | 71 |
| Transgender | 0.31% | 1 |
| Non-binary | 0.93% | 3 |
| Other (please specify) | 0.31% | 1 |
| Total Respondents: 322 | | |

| # | OTHER (PLEASE SPECIFY) | DATE |
|---|------------------------|------------------|
| 1 | Female | 1/3/2023 8:46 AM |

Q34 What is your ethnicity/race?(check all that apply)

Answered: 316 Skipped: 17

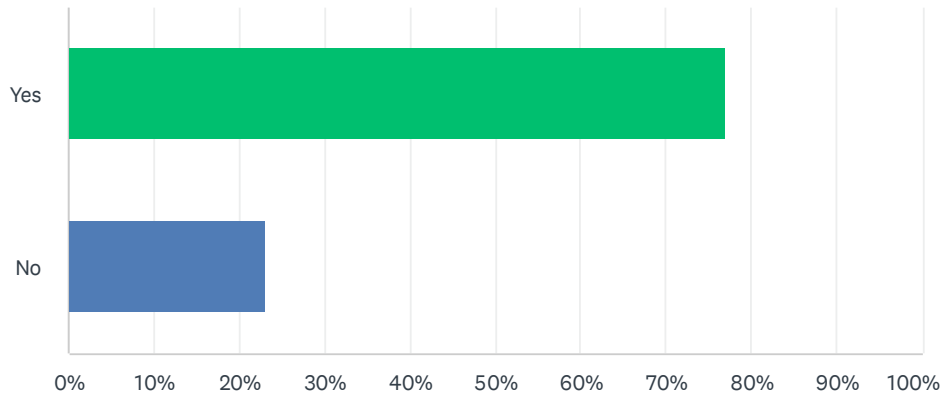


| ANSWER CHOICES | RESPONSES |
|------------------------------------|------------|
| Caucasian (White) | 58.86% 186 |
| Black or African American | 0.63% 2 |
| Hispanic or Latino | 4.43% 14 |
| Asian or Pacific Islander | 0.63% 2 |
| Native American or American Indian | 43.99% 139 |
| Bi-racial/Multi-racial | 0.32% 1 |
| Other (please specify) | 0.32% 1 |
| Total Respondents: 316 | |

| # | OTHER (PLEASE SPECIFY) | DATE |
|---|------------------------|--------------------|
| 1 | mixed | 7/15/2022 12:56 PM |

Q35 Do you use Facebook or Instagram? Please like and follow us if you support our mission!
 Facebook: <https://www.facebook.com/district4hrdc>
 Instagram: <https://www.instagram.com/district4hrdc/>

Answered: 320 Skipped: 13



| ANSWER CHOICES | RESPONSES | |
|----------------|-----------|-----|
| Yes | 76.88% | 246 |
| No | 23.13% | 74 |
| TOTAL | | 320 |

Q36 Please enter your First and Last Name, email address, and phone number if you would like to be entered into a drawing for a \$100 Havre Chamber Gift Certificate?

Answered: 90 Skipped: 243

Responses redacted to protect personal identifying information

| # | DATE |
|----|--------------------|
| 1 | 1/3/2023 8:46 AM |
| 2 | 12/12/2022 5:22 PM |
| 3 | 12/2/2022 5:15 PM |
| 4 | 11/24/2022 2:45 PM |
| 5 | 11/16/2022 3:38 PM |
| 6 | 11/5/2022 12:58 PM |
| 7 | 11/5/2022 12:56 PM |
| 8 | 11/5/2022 12:38 PM |
| 9 | 11/5/2022 12:36 PM |
| 10 | 11/5/2022 12:35 PM |
| 11 | 11/5/2022 12:10 PM |
| 12 | 11/5/2022 12:09 PM |
| 13 | 11/5/2022 12:08 PM |
| 14 | 11/5/2022 12:06 PM |
| 15 | 11/5/2022 12:01 PM |
| 16 | 11/5/2022 11:27 AM |
| 17 | 11/5/2022 11:22 AM |
| 18 | 11/5/2022 11:22 AM |
| 19 | 11/5/2022 11:16 AM |
| 20 | 11/5/2022 10:50 AM |
| 21 | 11/5/2022 10:41 AM |
| 22 | 11/5/2022 10:25 AM |
| 23 | 11/5/2022 9:43 AM |
| 24 | 11/5/2022 9:34 AM |
| 25 | 11/5/2022 9:16 AM |
| 26 | 10/28/2022 9:45 AM |
| 27 | 10/26/2022 6:35 PM |
| 28 | 10/26/2022 6:23 PM |
| 29 | 10/26/2022 6:22 PM |
| 30 | 10/26/2022 6:21 PM |

District 4 HRDC Community Needs Assessment

| 31 | Responses redacted to protect personal identifying information | 10/26/2022 6:03 PM |
|----|---|---------------------|
| 32 | | 10/26/2022 4:44 PM |
| 33 | | 10/26/2022 4:43 PM |
| 34 | | 10/26/2022 4:35 PM |
| 35 | | 10/26/2022 4:33 PM |
| 36 | | 10/24/2022 10:06 AM |
| 37 | | 10/2/2022 9:27 AM |
| 38 | | 10/1/2022 4:33 PM |
| 39 | | 10/1/2022 3:37 PM |
| 40 | | 10/1/2022 3:35 PM |
| 41 | | 9/24/2022 9:02 PM |
| 42 | | 9/24/2022 3:27 PM |
| 43 | | 9/24/2022 3:26 PM |
| 44 | | 9/24/2022 2:27 PM |
| 45 | | 9/24/2022 1:20 PM |
| 46 | | 9/24/2022 1:14 PM |
| 47 | | 9/24/2022 1:09 PM |
| 48 | | 9/24/2022 12:41 PM |
| 49 | | 9/24/2022 12:37 PM |
| 50 | | 8/12/2022 4:59 PM |
| 51 | | 8/12/2022 9:37 AM |
| 52 | | 8/8/2022 10:41 AM |
| 53 | | 8/6/2022 12:29 PM |
| 54 | | 8/4/2022 9:05 AM |
| 55 | | 7/29/2022 9:51 AM |
| 56 | | 7/26/2022 4:37 PM |
| 57 | | 7/26/2022 4:17 PM |
| 58 | | 7/22/2022 12:49 PM |
| 59 | | 7/22/2022 12:34 PM |
| 60 | | 7/22/2022 12:26 PM |
| 61 | | 7/22/2022 12:07 PM |
| 62 | | 7/22/2022 11:56 AM |
| 63 | | 7/22/2022 11:52 AM |
| 64 | | 7/22/2022 11:26 AM |
| 65 | | 7/17/2022 12:44 PM |
| 66 | | 7/17/2022 10:22 AM |
| 67 | | 7/16/2022 7:19 PM |
| 68 | | 7/16/2022 7:18 PM |

District 4 HRDC Community Needs Assessment

| | | |
|----|---|--------------------|
| 69 | Responses redacted to protect personal identifying information | 7/16/2022 6:50 PM |
| 70 | | 7/16/2022 6:49 PM |
| 71 | | 7/16/2022 3:12 PM |
| 72 | | 7/16/2022 1:57 PM |
| 73 | | 7/16/2022 12:47 PM |
| 74 | | 7/16/2022 12:21 PM |
| 75 | | 7/16/2022 11:59 AM |
| 76 | | 7/16/2022 11:58 AM |
| 77 | | 7/15/2022 2:36 PM |
| 78 | | 7/15/2022 1:32 PM |
| 79 | | 7/15/2022 1:30 PM |
| 80 | | 7/15/2022 1:19 PM |
| 81 | | 7/15/2022 1:09 PM |
| 82 | | 7/15/2022 12:49 PM |
| 83 | | 7/15/2022 12:33 PM |
| 84 | | 7/14/2022 7:28 PM |
| 85 | | 7/14/2022 7:08 PM |
| 86 | | 7/14/2022 7:03 PM |
| 87 | | 7/14/2022 6:35 PM |
| 88 | | 7/14/2022 6:33 PM |
| 89 | | 7/14/2022 6:31 PM |
| 90 | | 7/14/2022 6:23 PM |